Superintendent's Recommendation - Amended

Comprehensive School Boundary Review

January 15, 2026

Fairfax County PUBLIC SCHOOLS
ENGAGE • INSPIRE • THRIVE®

Comprehensive Boundary Review

- Fairfax County Public Schools is committed to ensuring that each and every FCPS student has equitable access to excellence and opportunities in alignment with the FCPS 2023-30 Strategic Plan.

Boundary Review Recap

- July 2024, the School Board approved Boundary Policy 8130, which mandates that FCPS school boundaries be reviewed every five years going forward.

- As part of this commitment, we are in the final stages of the first comprehensive boundary review in nearly four decades.

- July 2025, the School Board adopted revised language, which set the phasing plan for boundary adjustments at the elementary, middle, high, and secondary school levels.

Community Feedback

- School Board Policy 8130 promotes wide ranging community engagement in the form of community meetings, outreach, and surveys, and requires involvement of the Superintendent's Boundary Review Advisory Committee, consisting of community members and the affected school pyramids.

- FCPS hosted 48 virtual and in-person community engagement meetings to share information with impacted families and collect feedback that informed new iterations of the boundary scenarios.

Superintendent's Boundary Review Advisory Committee

- Includes two parents/caregivers from each of FCPS' 24 high school pyramids, as well as school-based and division-level administrators, teachers, operational staff, representatives from county and local organizations/associations, and other community members.

- Helped to ensure that community feedback was considered in the development of potential boundary scenarios and provided recommendations to the Superintendent.

- 16 meetings held from December 2024 to December 2025.

FCPS Boundary Review Process: Roadmap

PHASE 1

Fall 2024 - Spring 2025

Phase 1 Community Meetings

Community Meetings

Data Collection

Phase 1 Data Analysis and Draft Scenarios

PHASE 2

Spring 2025 - Early 2026

Community Meetings (Part 1)

Community Meetings
Community Surveys/Interactive Map Boundary Tool

Final Scenario Development

Boundary Change
Approval Process

Phase 2 Advisory Committee
Meetings

Data Analysis and Iterative Updates to Boundary Tool

Community Meetings (September to December)

Public notice of approved changes

Oct Nov Dec Jan Feb Mar Apr May Jun Jul Aug Sep Oct Nov Dec Jan

2024 2025 2026

Boundary Review Timeline - Fall 2025/Winter 2026

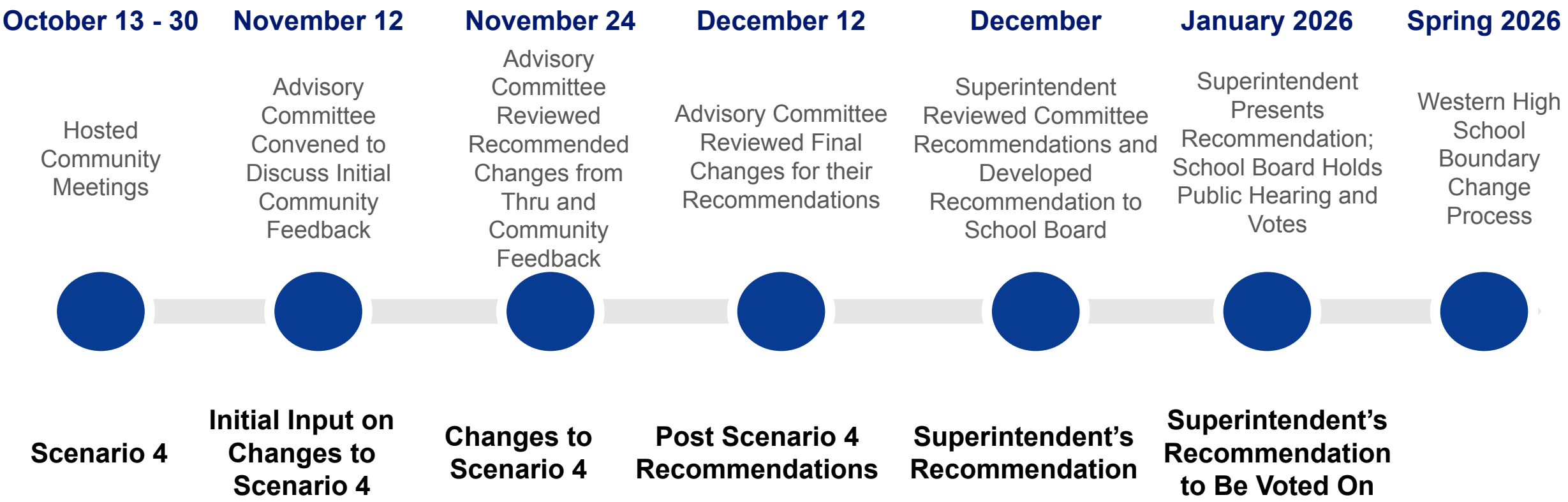

Policy 8130 - Local School Boundaries and Program Assignments

- Access to Programming
- Proximity
- Enrollment / Capacity
- Transportation

Policy 8130 - Local School Boundaries and Program Assignments

- **Access to Programming:** Ensure equitable access to programs and facilities, and consider impact on school programs and populations.

- **Enrollment/Capacity:** Using student enrollment projections, balance available capacity across the school division and maximize efficient and effective use of school facilities, as per best practices for capacity utilization and program needs while eliminating or preventing the establishment of split feeders, whenever possible.

Policy 8130 - Local School Boundaries and Program Assignments

- **Proximity:** Promote contiguous attendance zones and maintain neighborhood groupings (to include condominium and apartment complexes) to eliminate and/or prevent establishment of attendance islands.

- **Transportation:** Provide for walking and bussing safety and limit transportation times and ensure efficient transportation routes with attendance areas.

Split Feeders and Attendance Islands

- 42 schools function as split feeders affecting all six regions and 18 high school pyramids:
  - 30 elementary schools feed into multiple middle schools.
  - 33 elementary schools feed into more than one high school.
  - 6 middle schools split between multiple high schools.

- 22 schools have attendance islands affecting five regions and 14 high school pyramids:
  - 16 at the elementary level.
  - 3 at the middle school level.
  - 3 at the high school level.

Split Feeders and Attendance Islands - Updated

- The Superintendent's Recommendation would:
  - Eliminate or reduce:
    - ~~9~~ 7 elementary-school-to-middle-school split feeders
    - ~~10~~ 8 elementary-school-to-high-school split feeders
  - Eliminate or reduce ~~6~~ 5 school attendance islands

UPDATED

Changes to the January 8, 2026 presentation are in red.

Superintendent's Recommendation - Updated

- Proposed changes would impact approximately ~~2,210~~ 1,697 students:
  - ~~1,174~~ 859 elementary school students
  - ~~447~~ 364 middle school students
  - ~~589~~ 474 high school students

UPDATED

Changes to the January 8, 2026 presentation are in red.

Region 4: Keene Mill ES, Cardinal Forest ES, and White Oaks ES - Updated - To Be Considered by January 2027

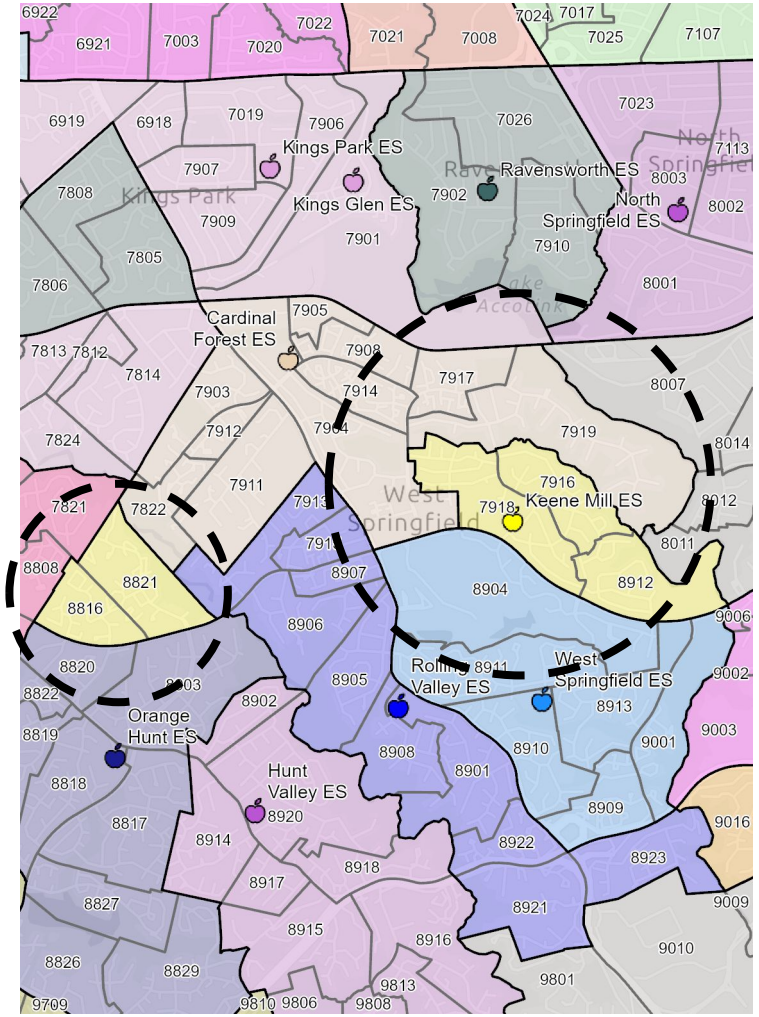

Existing Boundaries

Keene Mill ES

- Reassigns SPA 8816 from Keene Mill ES to White Oaks ES (106 ES students).
- Reassigns SPA 8821 from Keene Mill ES to Cardinal Forest ES (119 ES students).
- Reassigns SPAs 7904 (partial), 7917 (partial), and 7919 from Cardinal Forest ES to Keene Mill ES (78 ES students).
- Eliminates an attendance island at Keene Mill ES.
- Eliminates the Keene Mill ES split feeder at the middle school level and high school level.
- Decreases Keene Mill ES capacity utilization percentage from 107% to 88%.

Cardinal Forest ES

- Reassigns SPA 8821 from Keene Mill ES to Cardinal Forest ES (119 ES students).
- Reassigns SPAs 7904 (partial), 7917 (partial), and 7919 from Cardinal Forest ES to Keene Mill ES (78 ES students).
- Increases Cardinal Forest ES capacity utilization percentage from 102% to 108%.

White Oaks ES

- Reassigns SPA 8816 from Keene Mill ES to White Oaks ES (106 ES students).
- Increases White Oaks ES capacity utilization percentage from 83% to 96%.

UPDATED

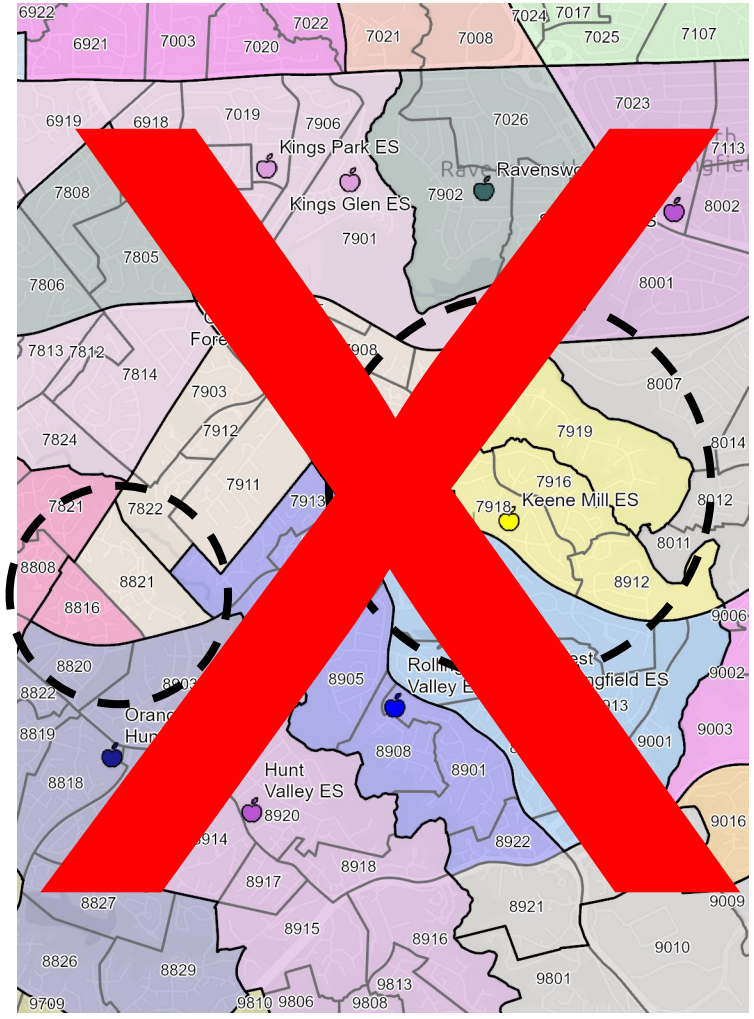

Superintendent Recommendation

Changes to the January 8, 2026 presentation are in red.

Region 4/6: Rolling Valley ES and Saratoga ES - Updated

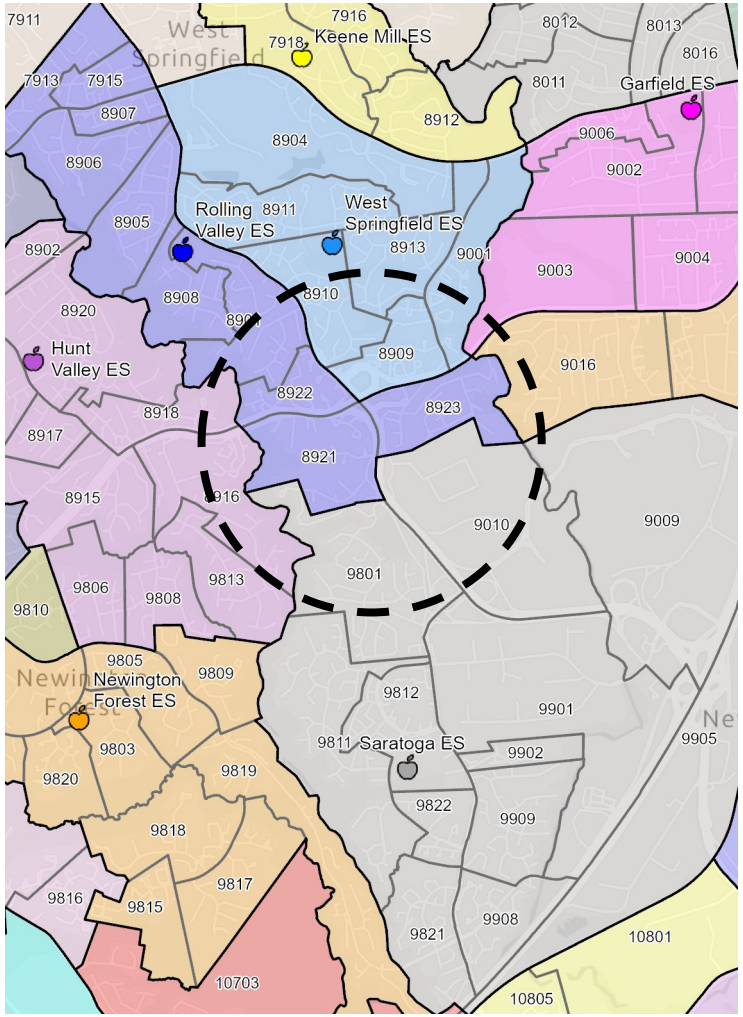

Existing Boundaries

Rolling Valley ES

- Reassigns SPAs 8921 and 8923 from Rolling Valley ES to Saratoga ES (48 ES students).
- Decreases Rolling Valley ES capacity utilization percentage from 99% to 90%.
- SPA 8922 is flagged to be reviewed by January 2027.

Saratoga ES

- Reassigns SPAs 8921 and 8923 from Rolling Valley ES to Saratoga ES (48 ES students).
- Increases Saratoga ES capacity utilization percentage from 78% to 84%.

UPDATED

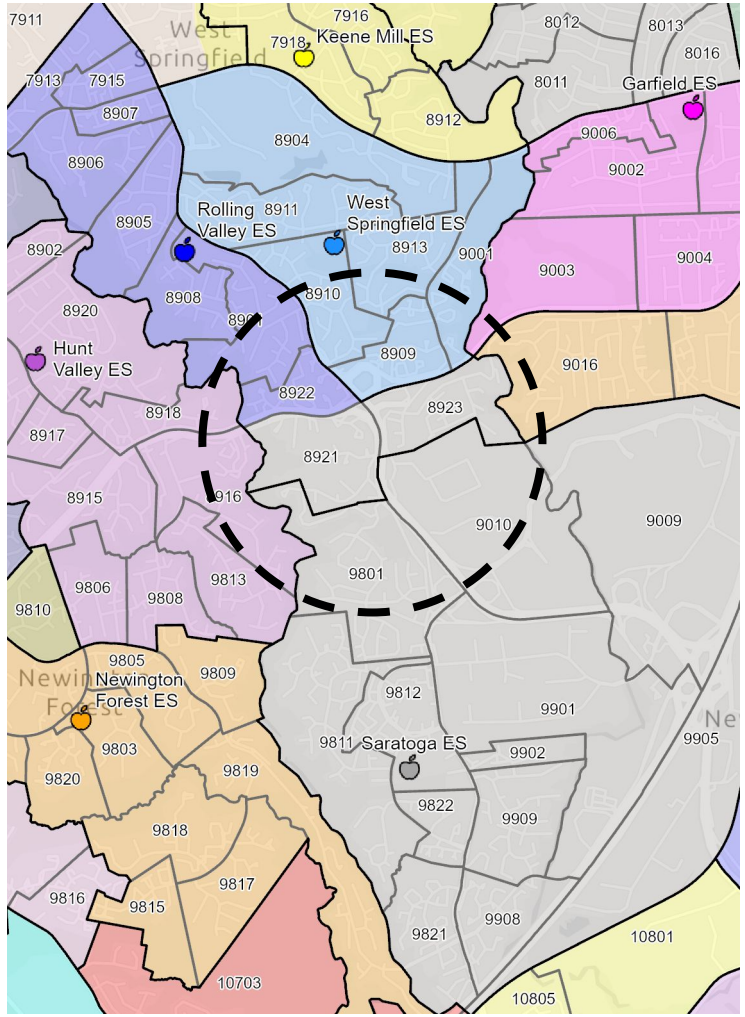

Superintendent Recommendation

Changes to the January 8, 2026 presentation are in red.

Region 5: Katherine Johnson MS and Rocky Run MS

Updated

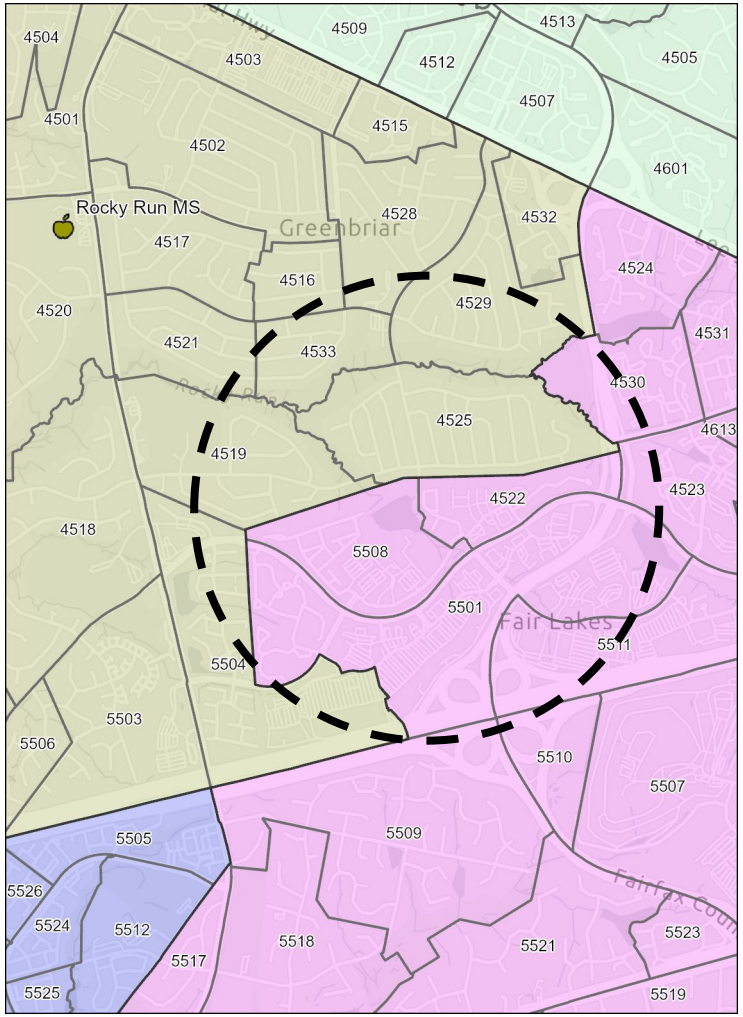

Existing Boundaries

Katherine Johnson MS

- Reassigns SPAs 4522 and 5508 from Katherine Johnson MS to Rocky Run MS (23 MS students).
- Decreases Katherine Johnson MS capacity utilization percentage from 103% to 101%.

Rocky Run MS

- Reassigns SPAs 4522 and 5508 from Katherine Johnson MS to Rocky Run MS (23 MS students).
- Increases Rocky Run MS capacity utilization percentage from 73% to 75% (includes other proposed changes for Rocky Run MS; number of students does not change the 75% capacity utilization).

UPDATED

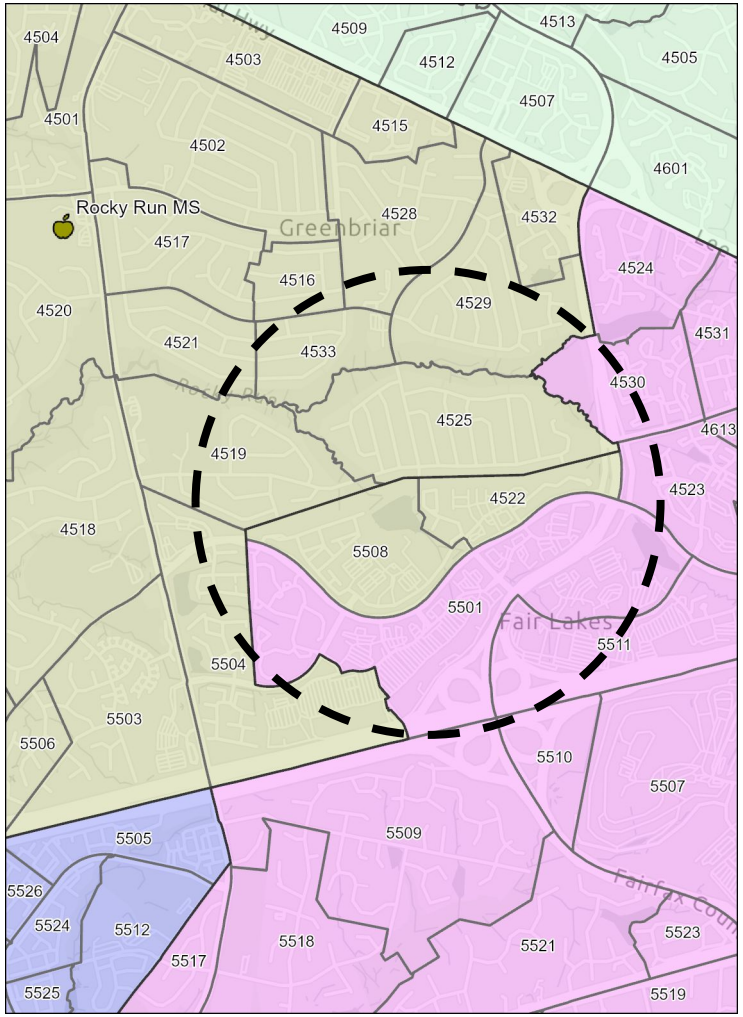

Superintendent Recommendation

Changes to the January 8, 2026 presentation are in red.

Region 5: Fairfax HS and Chantilly HS

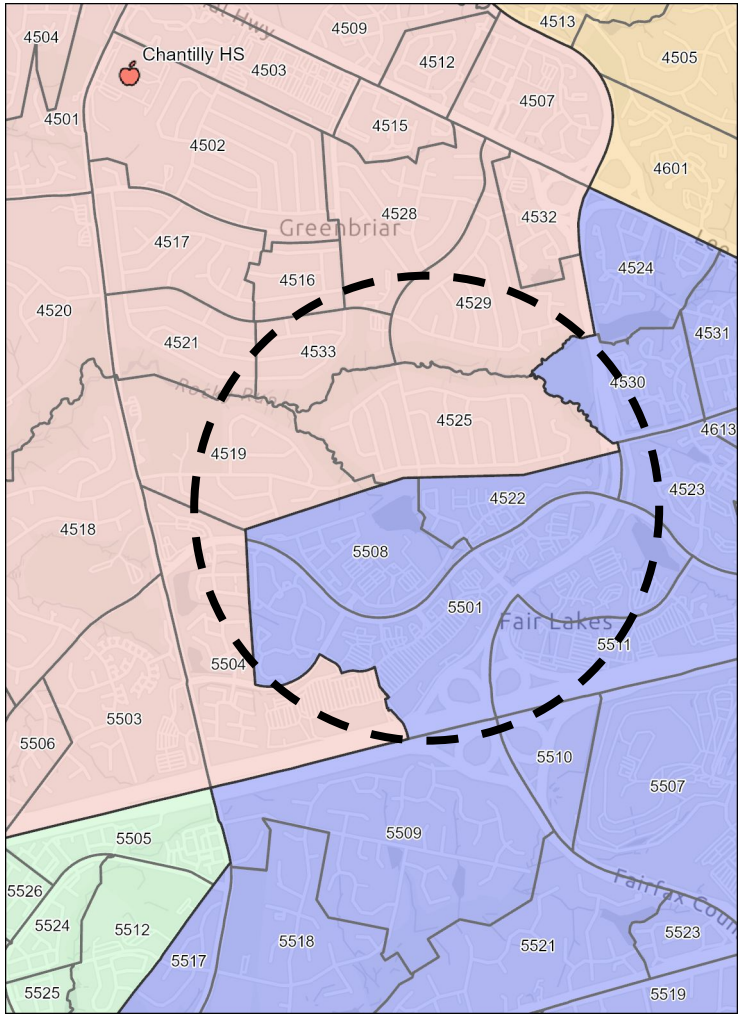

Existing Boundaries

Fairfax HS

- Reassigns SPAs 4522 and 5508 from Fairfax HS to Chantilly HS (45 HS students).
- Decreases Fairfax HS capacity utilization percentage from 99% to 97%.

Chantilly HS

- Reassigns SPAs 4522 and 5508 from Fairfax HS to Chantilly HS (45 HS students).
- Increases Chantilly HS capacity utilization percentage from 110% to 112% (125% to 127% without modulars).

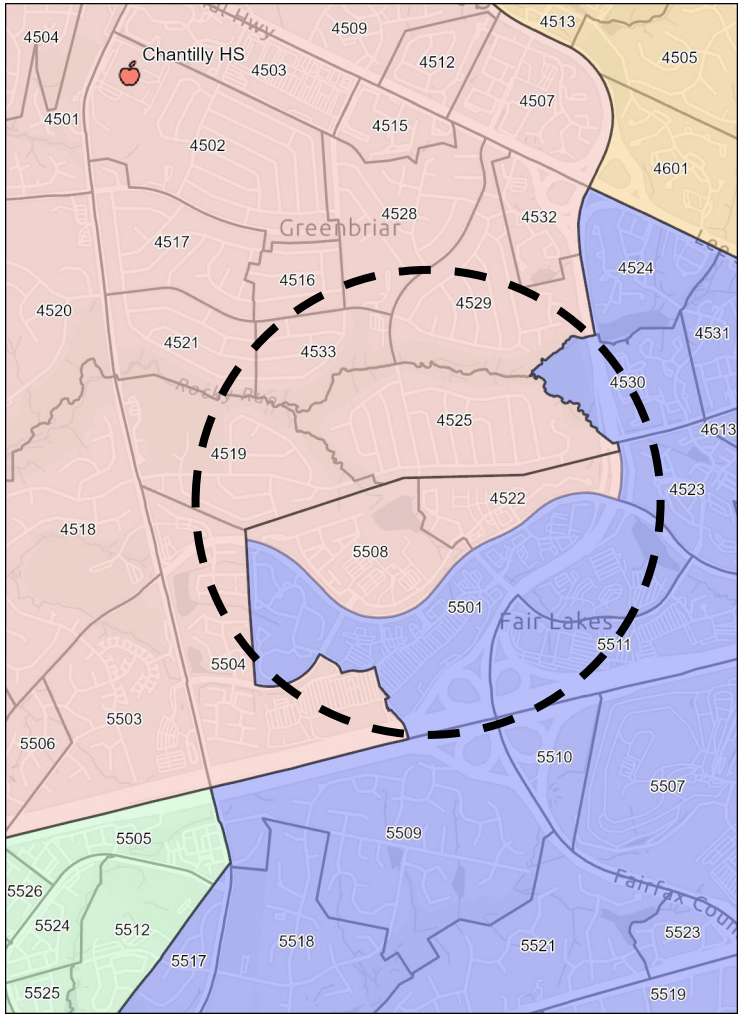

Superintendent Recommendation

Region 4/5: Laurel Ridge ES and Olde Creek ES

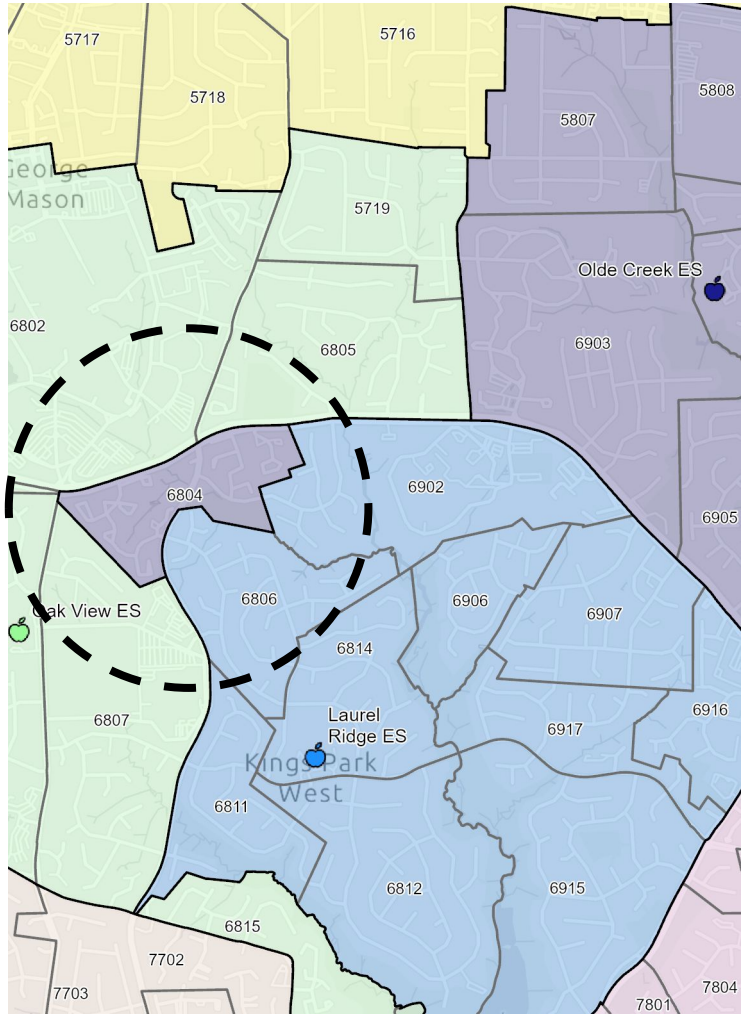

Existing Boundaries

Laurel Ridge ES

- Reassigns SPA 6804 from Olde Creek ES to Laurel Ridge ES (53 ES students).
- Increases Laurel Ridge ES capacity utilization percentage from 92% to 98%.

Olde Creek ES

- Reassigns SPA 6804 from Olde Creek ES to Laurel Ridge ES (53 ES students).
- Eliminates the Olde Creek ES attendance island.
- Eliminates the Olde Creek ES split feeder at the middle school level and high school level.
- Decreases Olde Creek ES capacity utilization percentage from 92% to 79%.

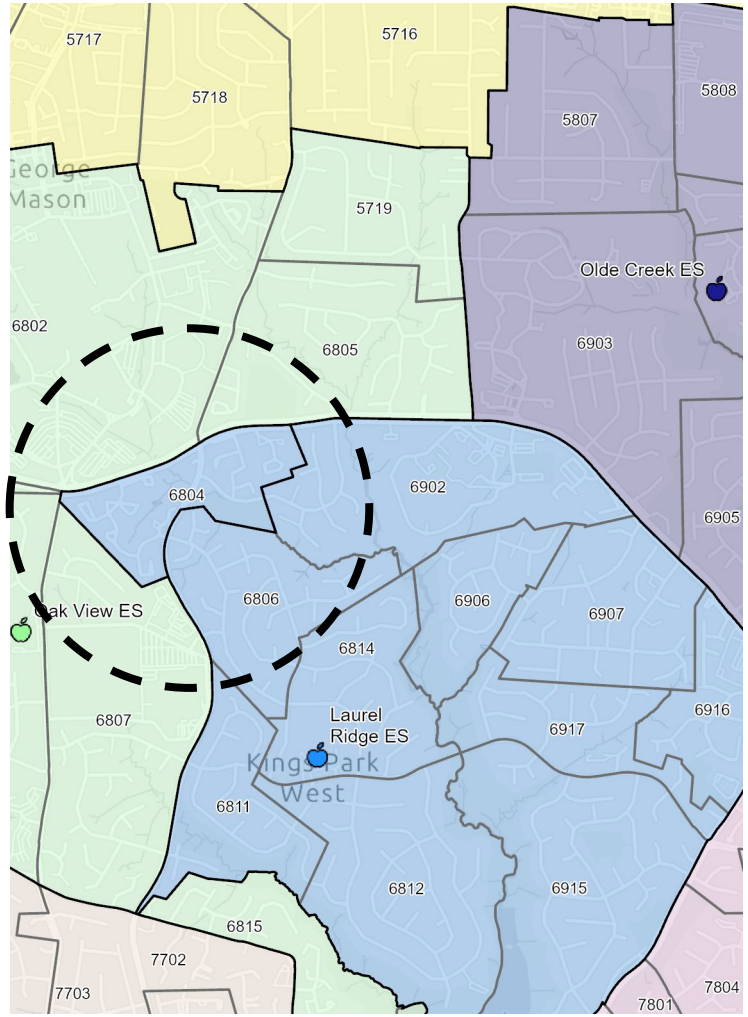

Superintendent Recommendation

Region 1/5: Westbriar ES and Colvin Run ES

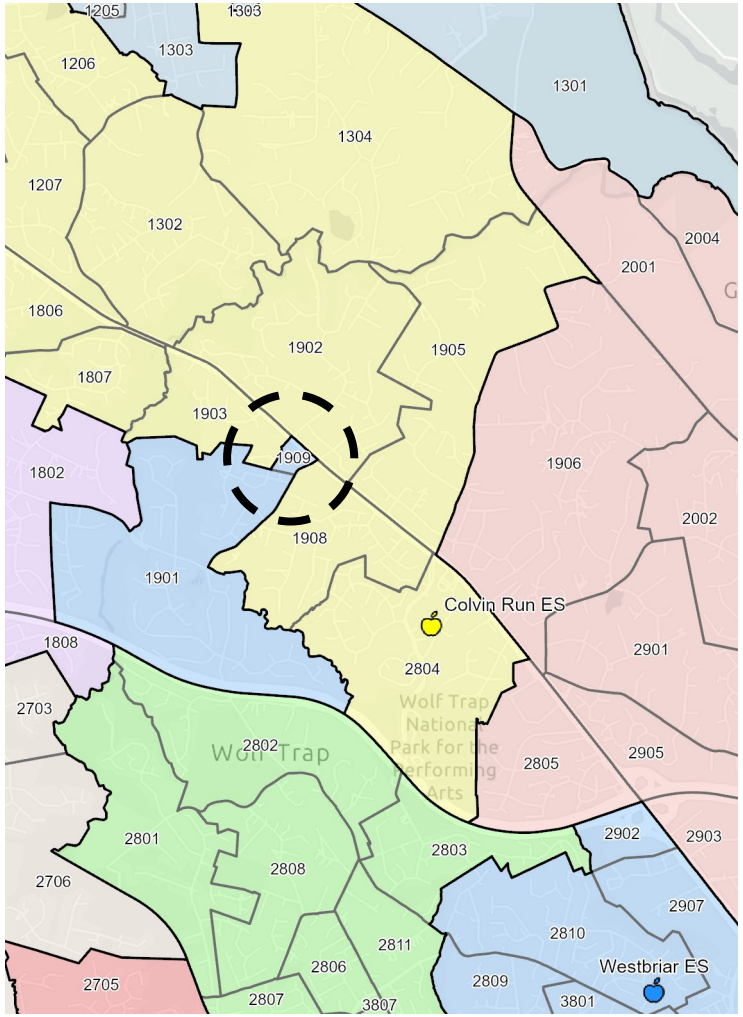

Existing Boundaries

Westbriar ES

- Reassigns SPA 1909 from Westbriar ES to Colvin Run ES (fewer than 10 ES students).
- Eliminates the Westbriar ES split feeder at the middle school level and reduces the number of schools Westbriar ES feeds to at the high school level.
- Westbriar ES capacity utilization percentage remains at 86%.

Colvin Run ES

- Reassigns SPA 1909 from Westbriar ES to Colvin Run ES (fewer than 10 ES students).
- Colvin Run ES capacity utilization percentage remains at 83%.

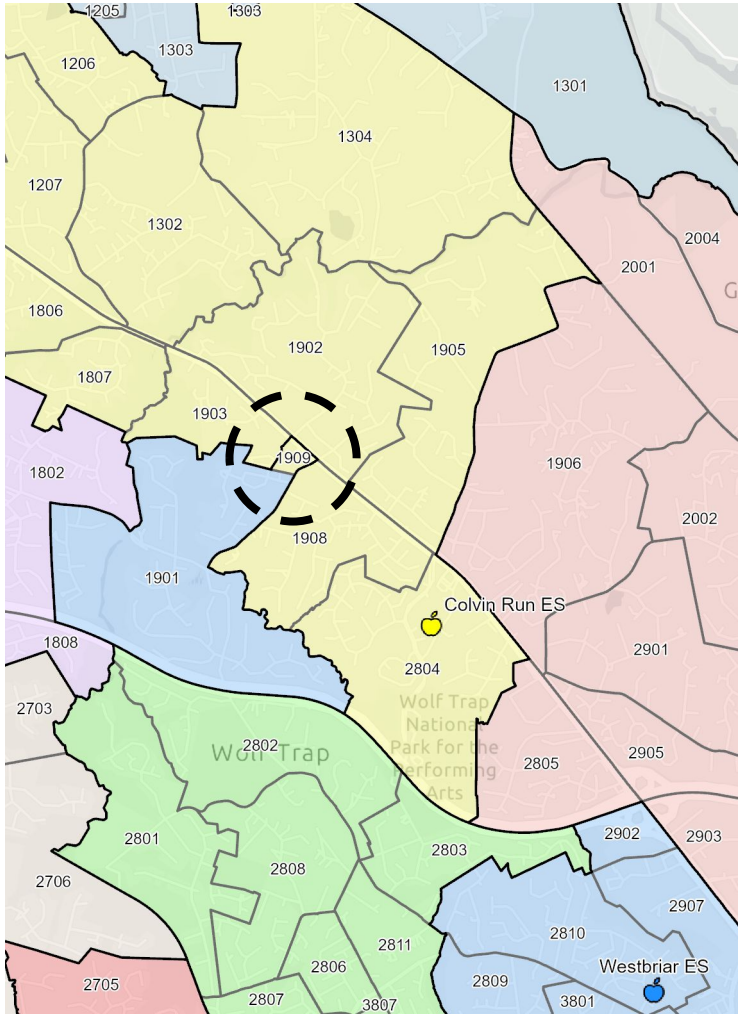

Superintendent Recommendation

Region 1/5: Thoreau MS and Kilmer MS

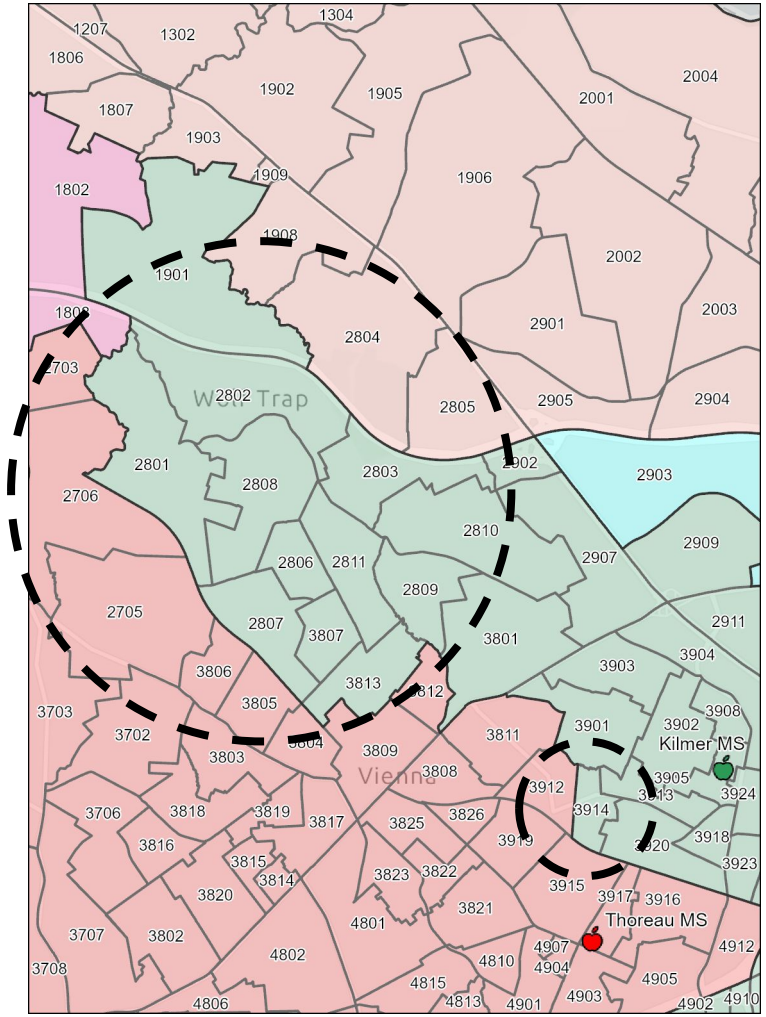

Existing Boundaries

Thoreau MS

- Reassigns SPAs 2801, 2802, 2803, 2806, 2807, 2808, 2811, 3807, 3813, and 3914 from Kilmer MS to Thoreau MS (172 MS students).
- Eliminates the Vienna ES split feeder at the middle school level.
- Increases Thoreau MS capacity utilization percentage from 91% to 103%.

Kilmer MS

- Reassigns SPAs 2801, 2802, 2803, 2806, 2807, 2808, 2811, 3807, 3813, and 3914 from Kilmer MS to Thoreau MS (172 MS students).
- Decreases Kilmer MS capacity utilization percentage from 118% to 101% (153% to 131% without modulars).

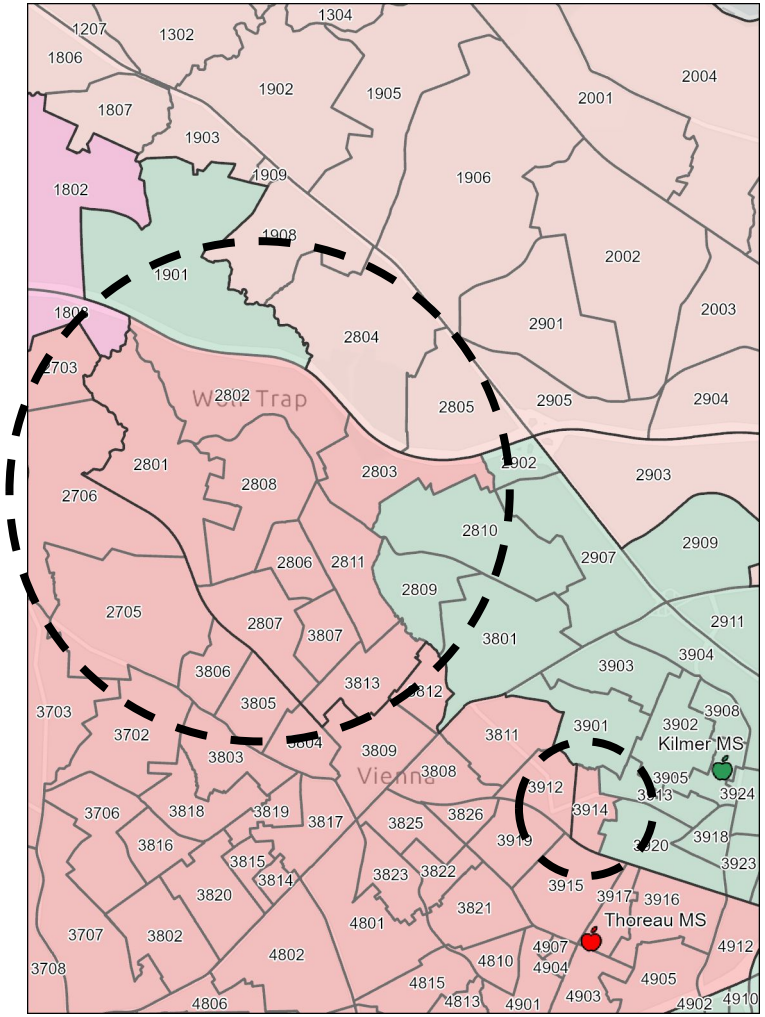

Superintendent Recommendation

Region 1/5: Madison HS and Marshall HS

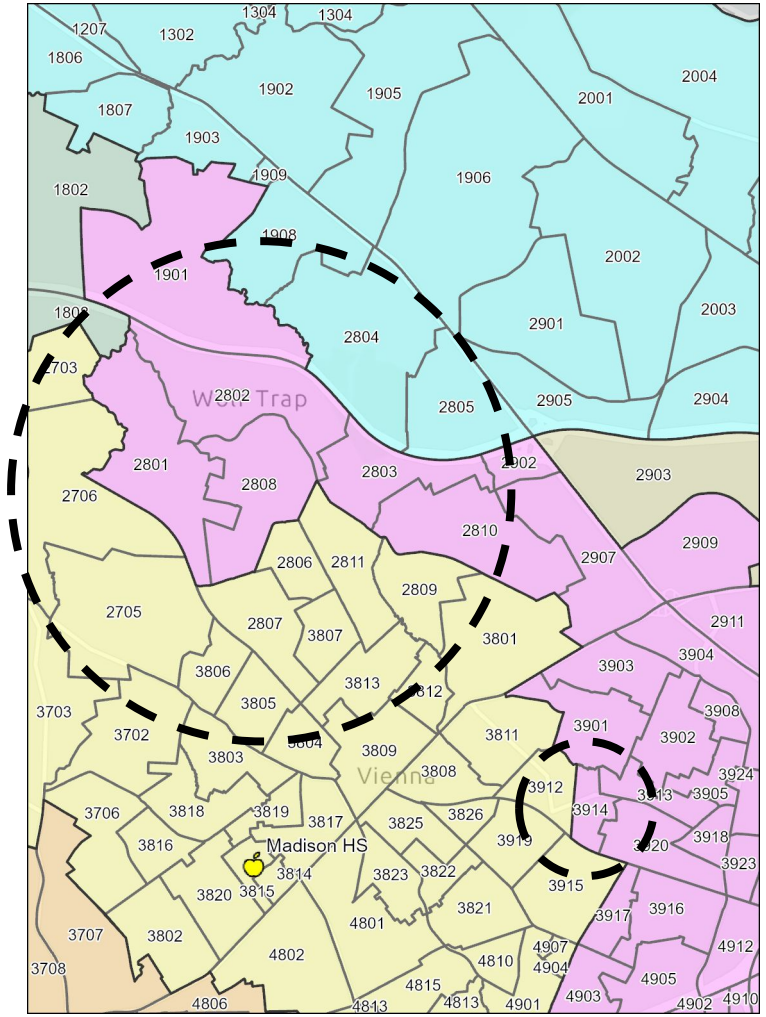

Existing Boundaries

Madison HS

- Reassigns SPAs 2801, 2802, 2803, 2808, and 3914 from Marshall HS to Madison HS (128 HS students).
- Eliminates the Vienna ES split feeder at the high school level.
- Eliminates the Wolftrap ES split feeder at the high school level.
- Increases Madison HS capacity utilization percentage from 88% to 93%.

Marshall HS

- Reassigns SPAs 2801, 2802, 2803, 2808, and 3914 from Marshall HS to Madison HS (128 HS students).
- Decreases Marshall HS capacity utilization percentage from 97% to 91% (102% to 96% without modulars).

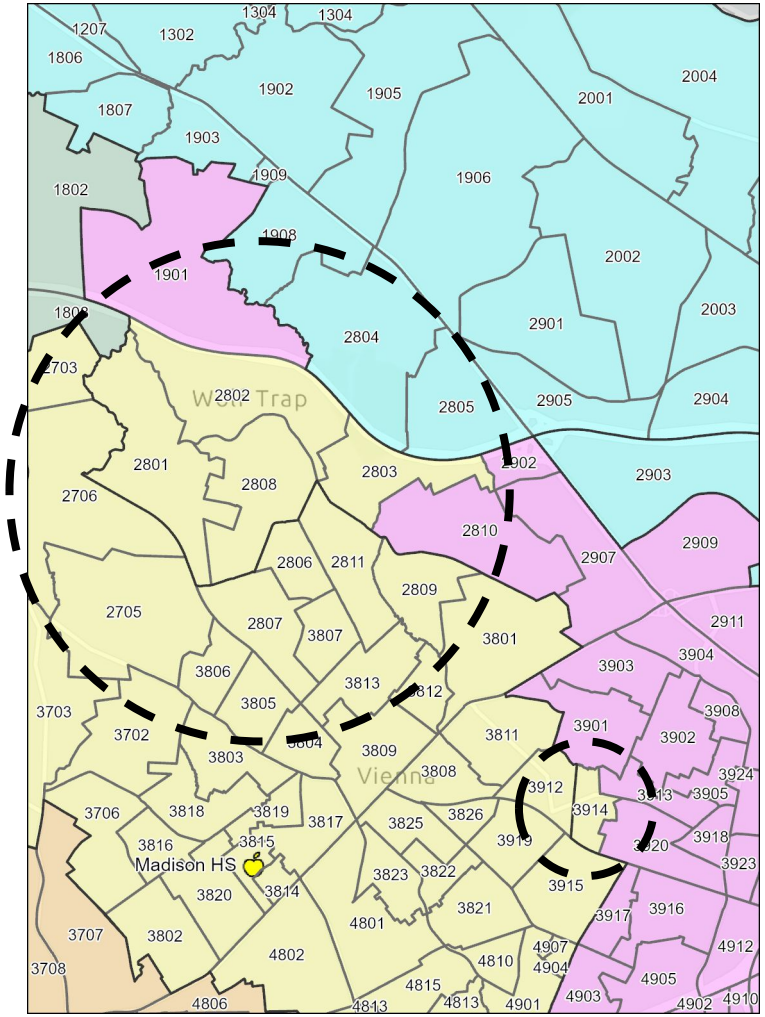

Superintendent Recommendation

Region 1/2: Longfellow MS and Cooper MS

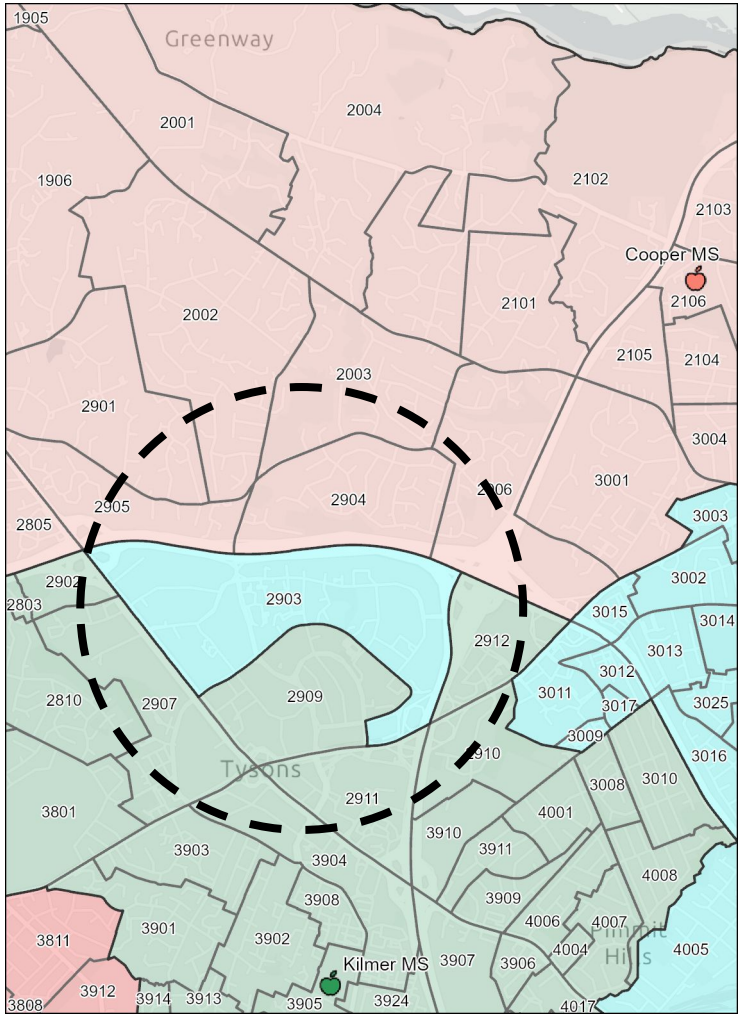

Existing Boundaries

Longfellow MS

- Reassigns SPA 2903 from Longfellow MS to Cooper MS (107 MS students).
- Decreases Longfellow MS capacity utilization percentage from 93% to 85%.

Cooper MS

- Reassigns SPA 2903 from Longfellow MS to Cooper MS (107 MS students).
- Eliminates the Spring Hill ES split feeder at the middle school level.
- Eliminates one of the Longfellow MS attendance islands.
- Increases Cooper MS capacity utilization percentage from 91% to 101%.

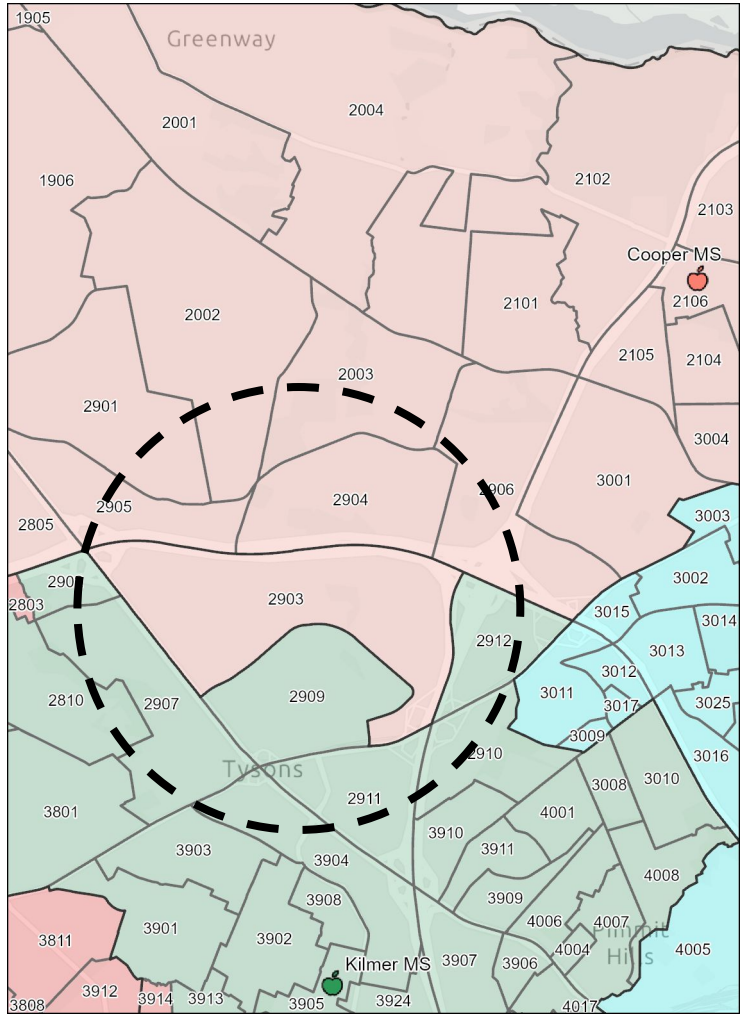

Superintendent Recommendation

Region 1/2: McLean HS and Langley HS

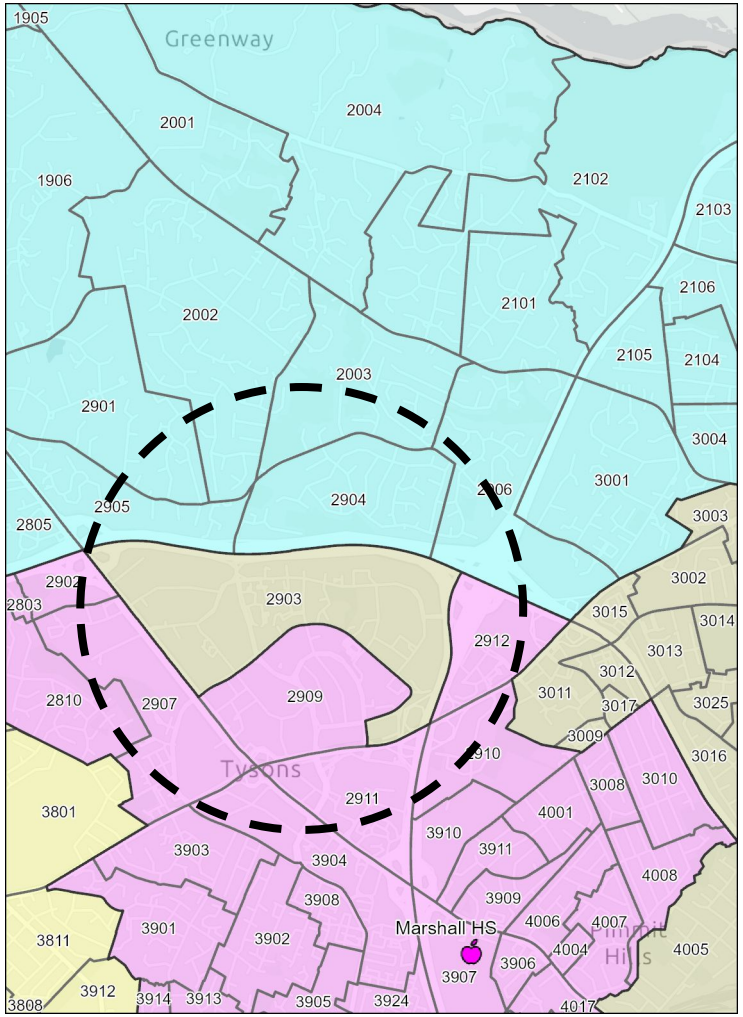

Existing Boundaries

McLean HS

- Reassigns SPA 2903 from McLean HS to Langley HS (201 HS students).
- Decreases McLean HS capacity utilization percentage from 109% to 100% (125% to 115% without modulars).

Langley HS

- Reassigns SPA 2903 from McLean HS to Langley HS (201 HS students).
- Eliminates the Spring Hill ES split feeder at the high school level.
- Eliminates one of the McLean HS attendance islands.
- Increases Langley HS capacity utilization percentage from 94% to 102%.

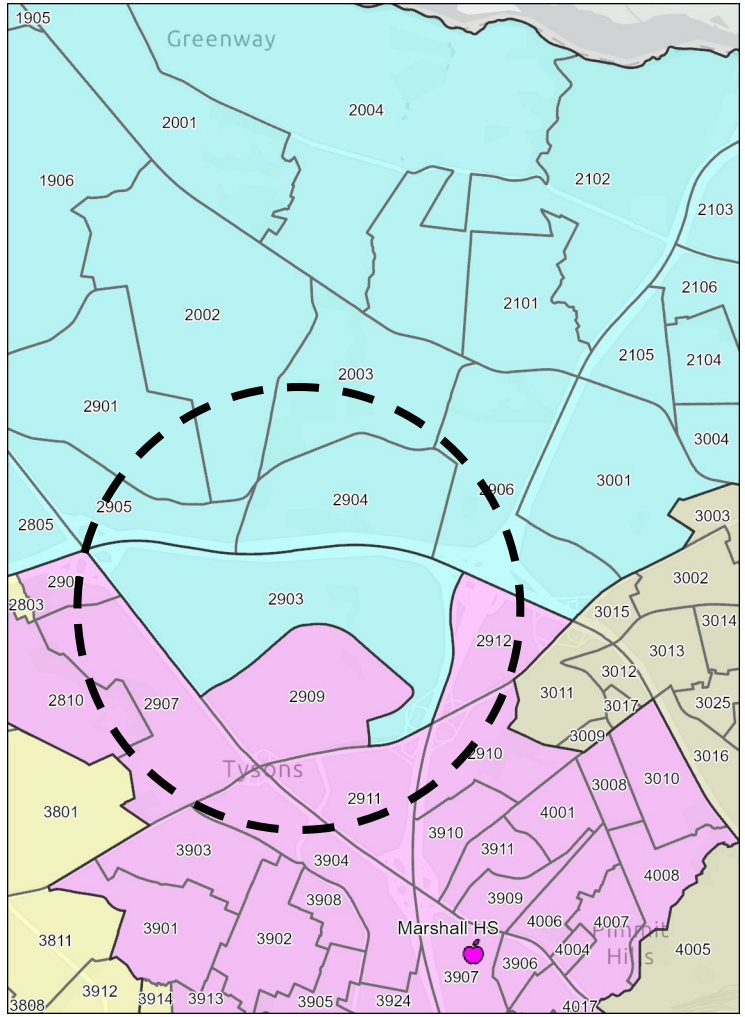

Superintendent Recommendation

Region 3: Fort Belvoir Primary ES, Fort Belvoir Upper ES, and Washington Mill ES

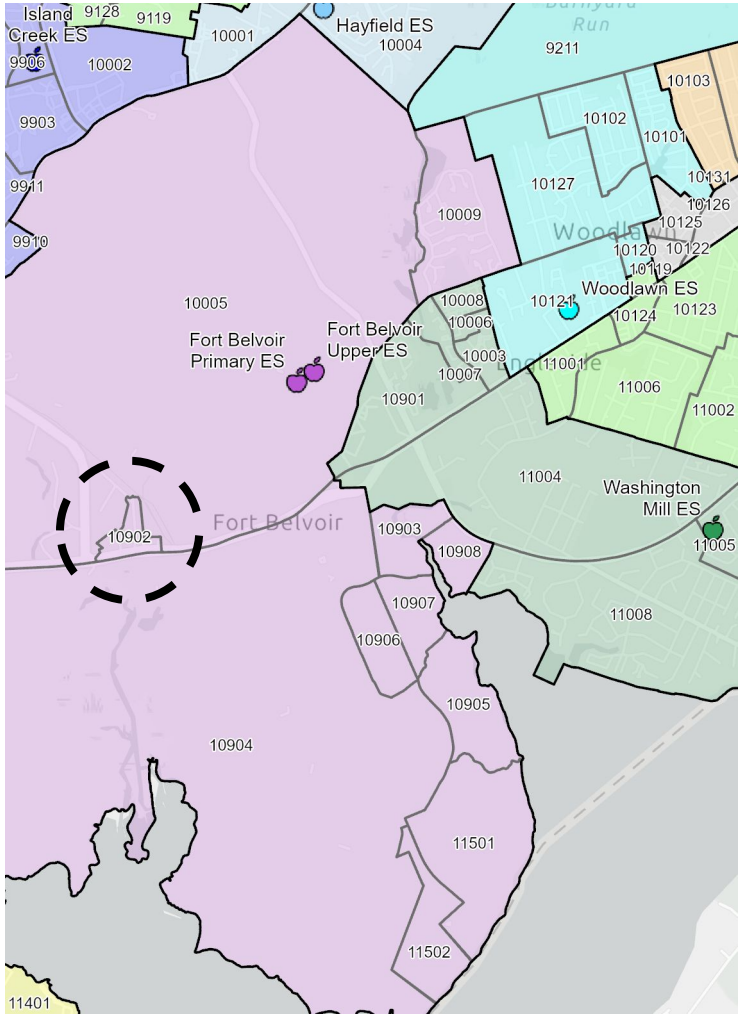

Existing Boundaries

Fort Belvoir Primary ES and Fort Belvoir Upper ES

- Reassigns SPA 10902 from Fort Belvoir Primary ES and Fort Belvoir Upper ES to Washington Mill ES (19 ES students).
- Removes off-base students from Fort Belvoir Primary ES and Fort Belvoir Upper ES.
- Decreases Fort Belvoir Primary ES capacity utilization percentage from 107% to 106%.
- Decreases Fort Belvoir Upper ES capacity utilization percentage from 87% to 86%.

Washington Mill ES

- Reassigns SPA 10902 from Fort Belvoir Primary ES and Fort Belvoir Upper ES to Washington Mill ES (19 ES students).
- Increases Washington Mill ES capacity utilization percentage from 81% to 84%.

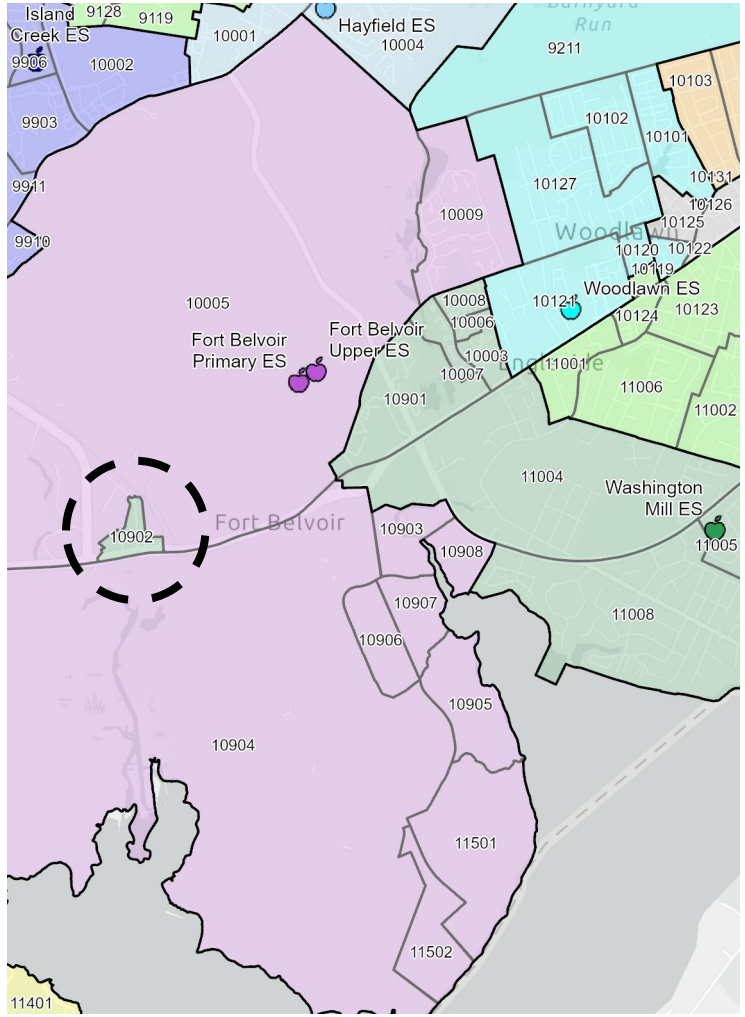

Superintendent Recommendation

Region 3: Riverside ES, Stratford Landing ES, and Woodlawn ES

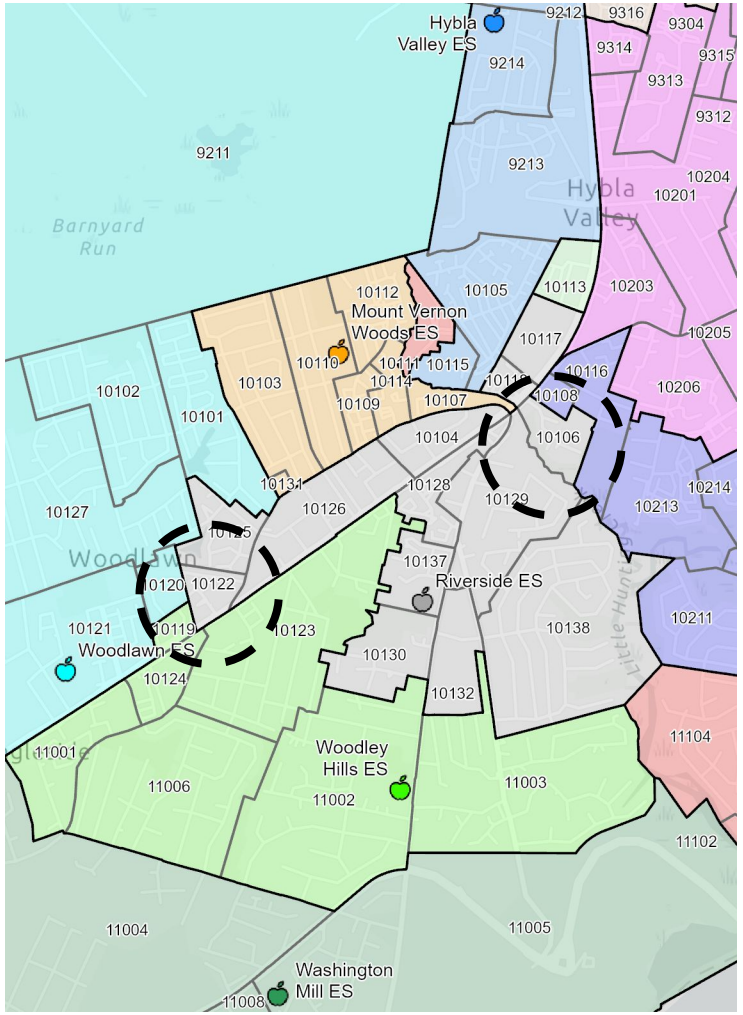

Existing Boundaries

Riverside ES

- Reassigns SPA 10106 from Riverside ES to Stratford Landing ES (35 ES students).
- Reassigns SPA 10122 from Riverside ES to Woodlawn ES (76 ES students).
- Eliminates the Riverside ES split feeder at the middle school level and high school level.
- Decreases Riverside ES capacity utilization percentage from 93% to 79% (129% to 110% without modulars).

Stratford Landing ES

- Reassigns SPA 10106 from Riverside ES to Stratford Landing ES (35 ES students).
- Increases Stratford Landing ES capacity utilization percentage from 79% to 83%.

Woodlawn ES

- Reassigns SPA 10122 from Riverside ES to Woodlawn ES (76 ES students).
- Increases Woodlawn ES capacity utilization percentage from 71% to 83%.

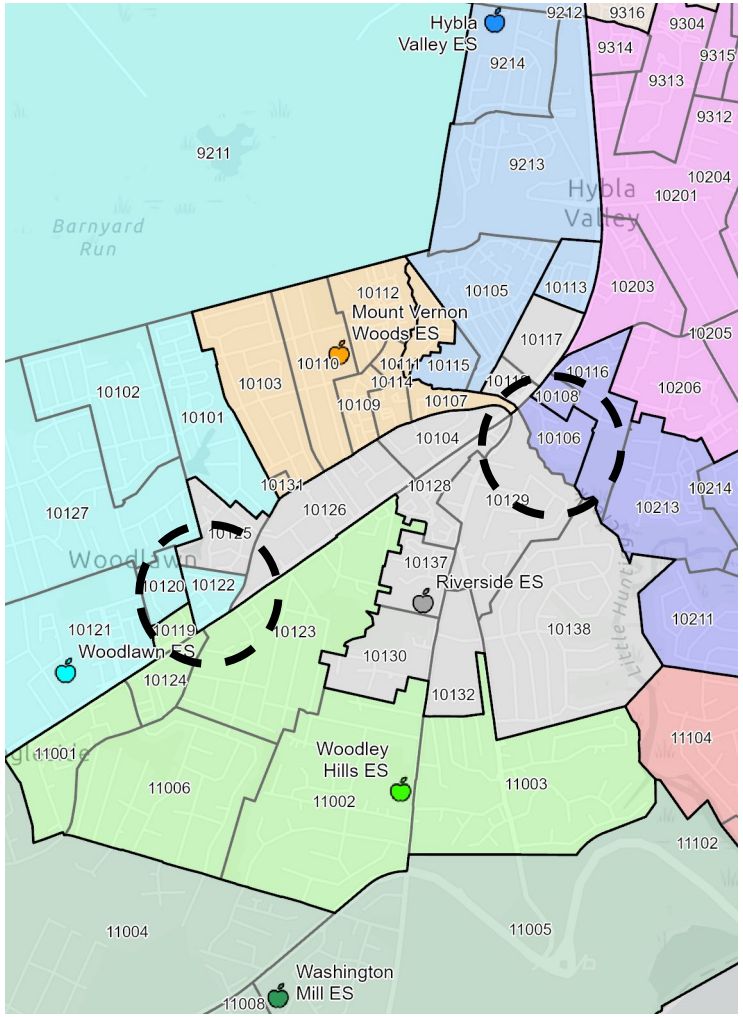

Superintendent Recommendation

Region 1/5: Crossfield ES and Lees Corner ES - Updated -

No Longer Being Considered At This Time

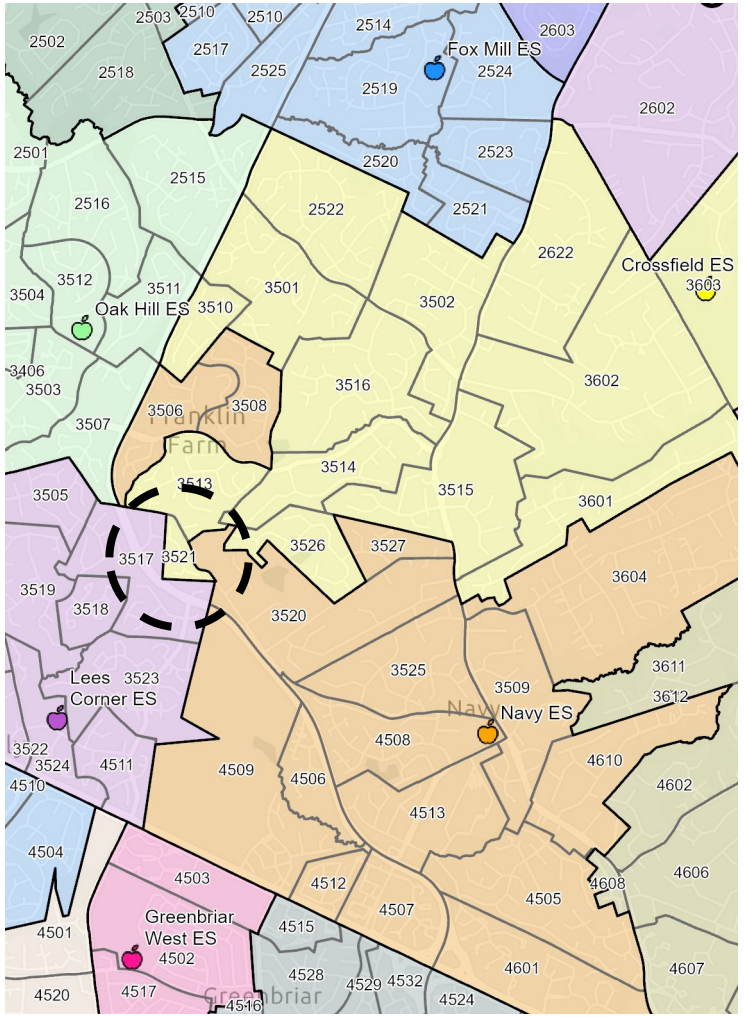

Existing Boundaries

Crossfield ES

- Reassigns SPA 3521 from Crossfield ES to Lees Corner ES (12 ES students).
- Reduces the number of schools Crossfield ES feeds to at the middle school level and high school level.
- Decreases Crossfield ES capacity utilization percentage from 83% to 82%.

Lees Corner ES

- Reassigns SPA 3521 from Crossfield ES to Lees Corner ES (12 ES students).
- Increases Lees Corner ES capacity utilization percentage from 82% to 83%.

UPDATED

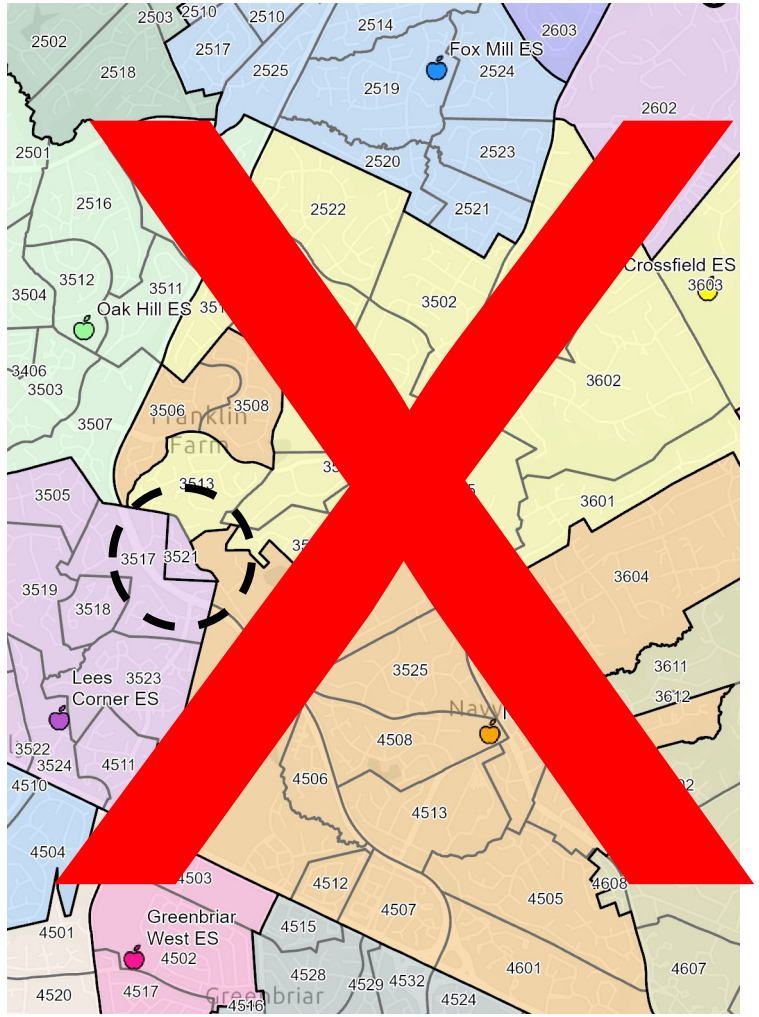

Superintendent Recommendation

Changes to the January 8, 2026 presentation are in red.

Region 1/5: Coates ES, McNair ES, McNair Upper ES, Floris ES, and Herndon ES

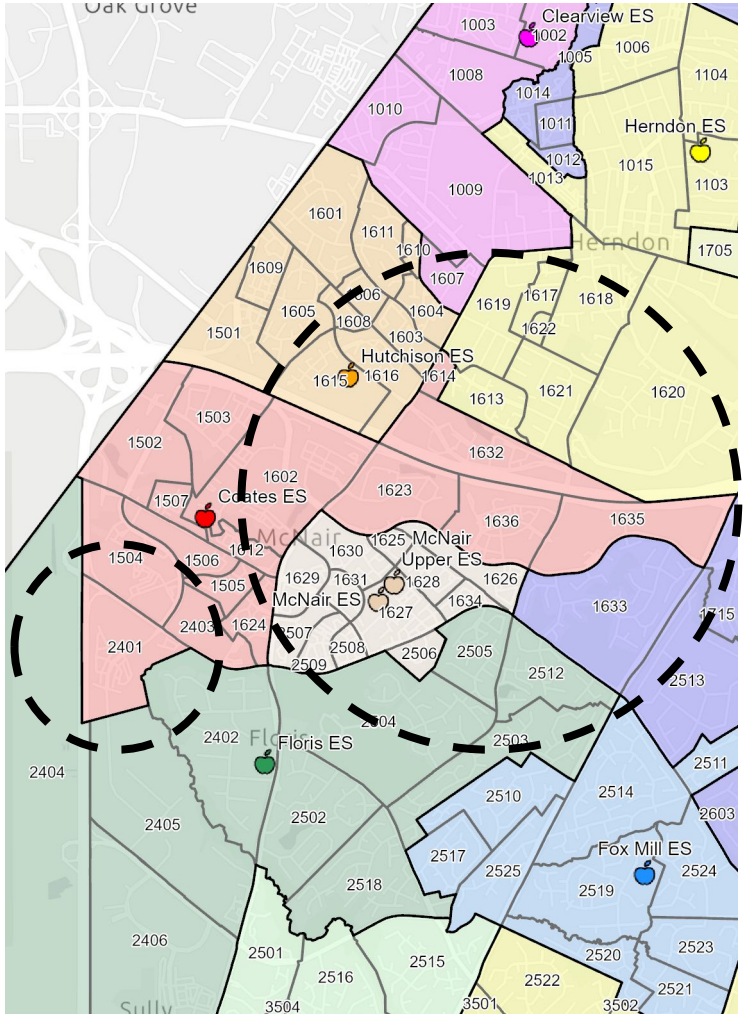

Existing Boundaries

Coates ES

- Reassigns SPAs 1623, 1635, 1636 from Coates ES to McNair ES and McNair Upper ES (108 ES students).
- Reassigns SPAs 1614,1632 from Coates ES to Herndon ES (190 ES students).
- Reassigns SPA 2401 from Coates ES to Floris ES (65 ES students).
- Eliminates the Coates ES split feeder at the middle school level and high school level.
- Decreases Coates ES capacity utilization percentage from 137% to 86%.

McNair ES and McNair Upper ES

- Reassigns SPAs 1623, 1635, 1636 from Coates ES to McNair ES and McNair Upper ES (108 ES students).
- Increases McNair ES capacity utilization percentage from 89% to 98%.
- Increases McNair Upper ES capacity utilization percentage from 85% to 93%.

Floris ES

- Reassigns SPA 2401 from Coates ES to Floris ES (65 ES students).
- Increases Floris ES capacity utilization from 91% to 100%.

Herndon ES

- Reassigns SPAs 1614,1632 from Coates ES to Herndon ES (190 ES students).
- Increases Herndon ES capacity utilization percentage from 82% to 101% (115% to 143% without modulars).

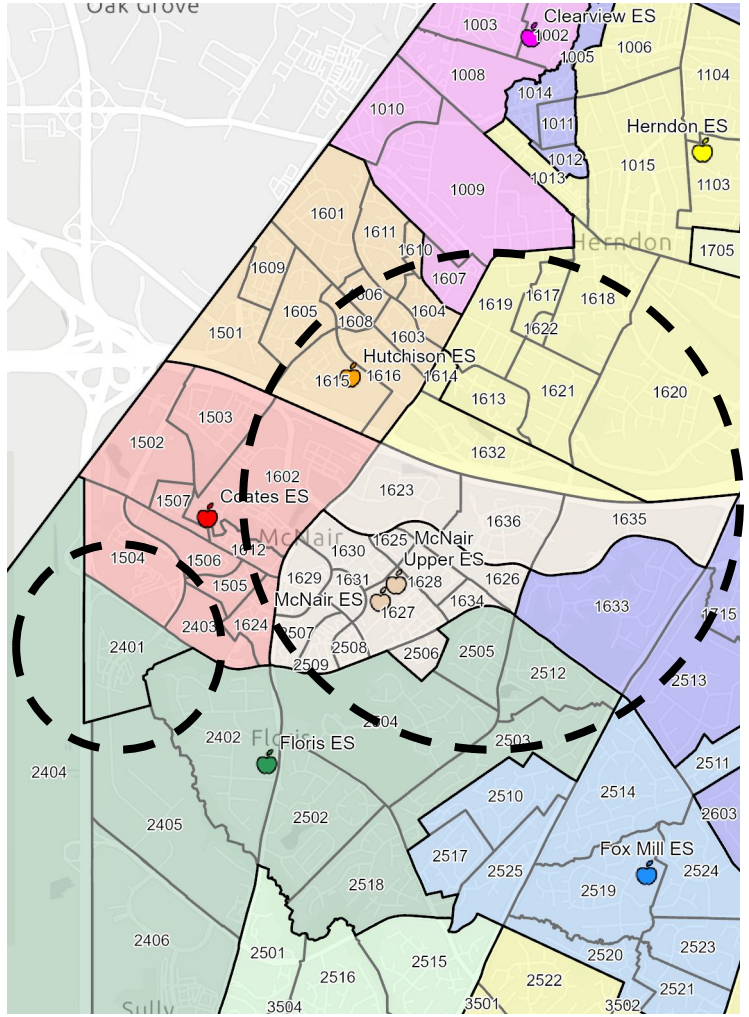

Superintendent Recommendation

Region 2/6: Parklawn ES, Belvedere ES, and Columbia ES

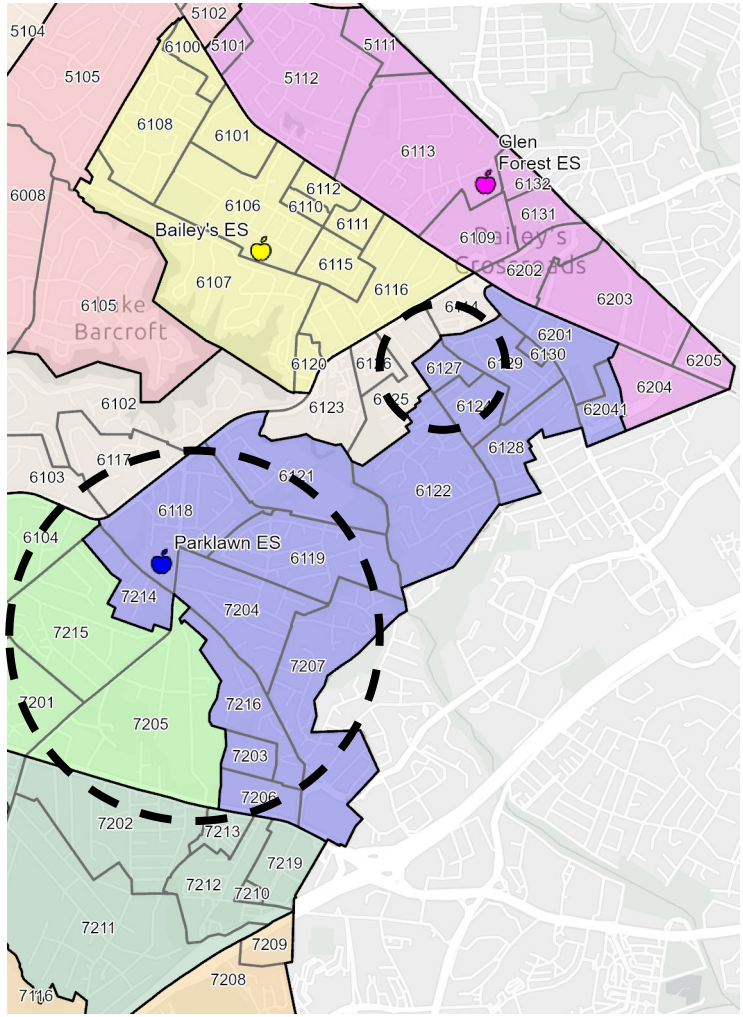

Existing Boundaries

Parklawn ES

- Reassigns SPA 6127 from Parklawn ES to Belvedere ES (78 ES students).
- Reassigns SPAs 7214 and 7216 from Parklawn ES to Columbia ES (20 ES students).
- Decreases Parklawn ES capacity utilization percentage from 99% to 89% (138% to 124% without modulars).

Belvedere ES

- Reassigns SPA 6127 from Parklawn ES to Belvedere ES (78 ES students).
- Increases Belvedere ES capacity utilization percentage from 88% to 99%.

Columbia ES

- Reassigns SPAs 7214 and 7216 from Parklawn ES to Columbia ES (20 ES students).
- Increases Columbia ES capacity utilization percentage from 91% to 95%.

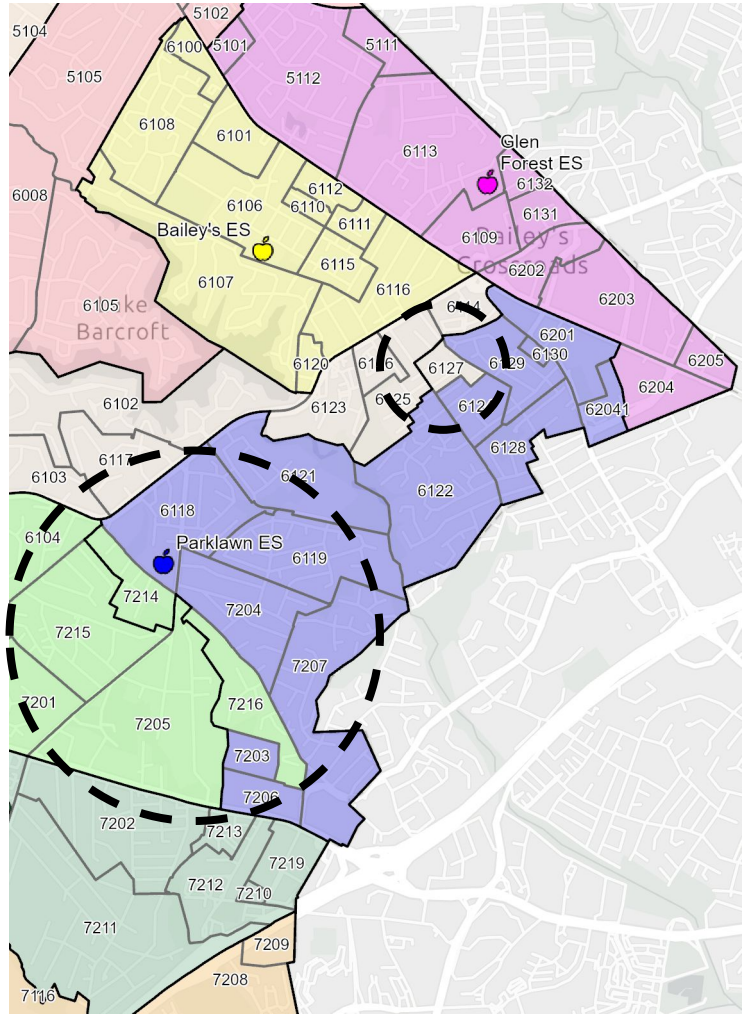

Superintendent Recommendation

Region 2/6: Glasgow MS, Poe MS, and Holmes MS -

Updated - Recommendation Amended

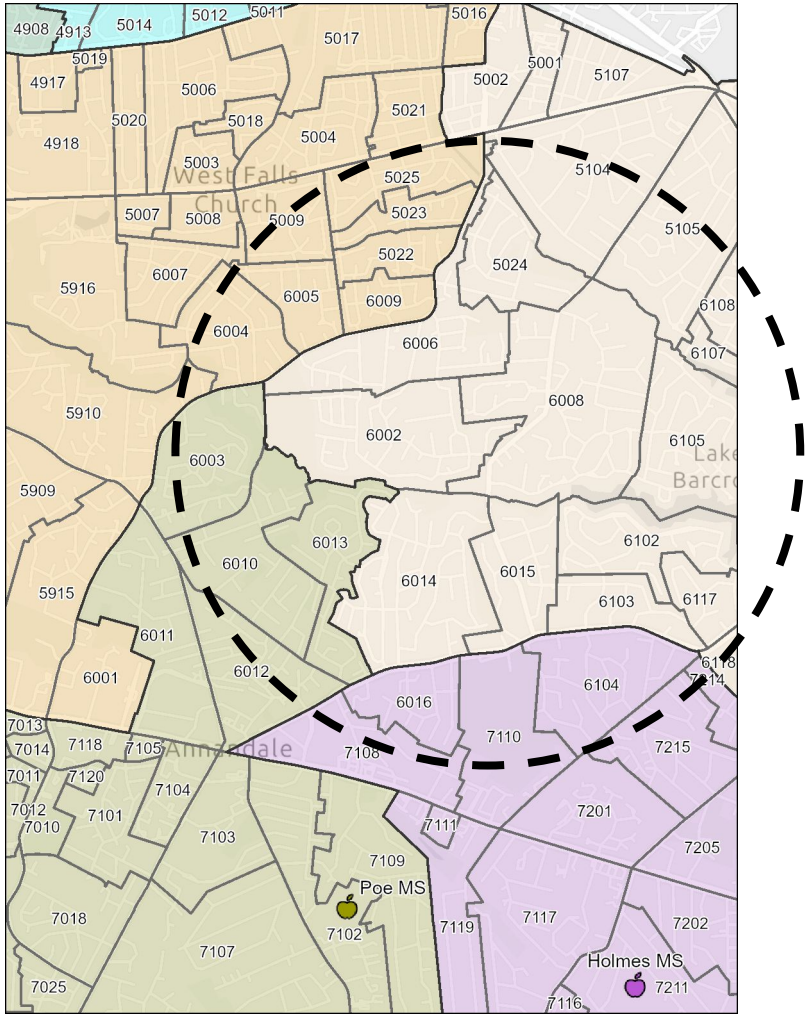

Existing Boundaries

Glasgow MS

- Reassigns SPAs ~~6002, 6006,~~ 6014 from Glasgow MS to Poe MS (~~67~~ 27 MS students).
- ~~Reassigns SPAs 6015, 6103, 6117 from Glasgow MS to Holmes MS (46 MS students).~~
- Decreases Glasgow MS capacity utilization percentage from 102% to ~~88%~~ 94% (117% to ~~101%~~ 107% without modulars) (includes changes for the Poe MS Full-time AAP center).

Poe MS

- Reassigns SPAs ~~6002, 6006,~~ 6014 from Glasgow MS to Poe MS (~~67~~ 27 MS students).
- Eliminates the Mason Crest ES split feeder at the middle school level.
- Increases Poe MS capacity utilization percentage from 72% to ~~101%~~ 97% (includes changes for the Poe MS Full-time AAP center).

~~**Holmes MS**~~

- ~~Reassigns SPAs 6015, 6103, 6117 from Glasgow MS to Holmes MS (46 MS students).~~
- ~~Decreases Holmes MS capacity utilization percentage from 82% to 80% (includes changes for the Poe MS Full-time AAP center).~~

UPDATED

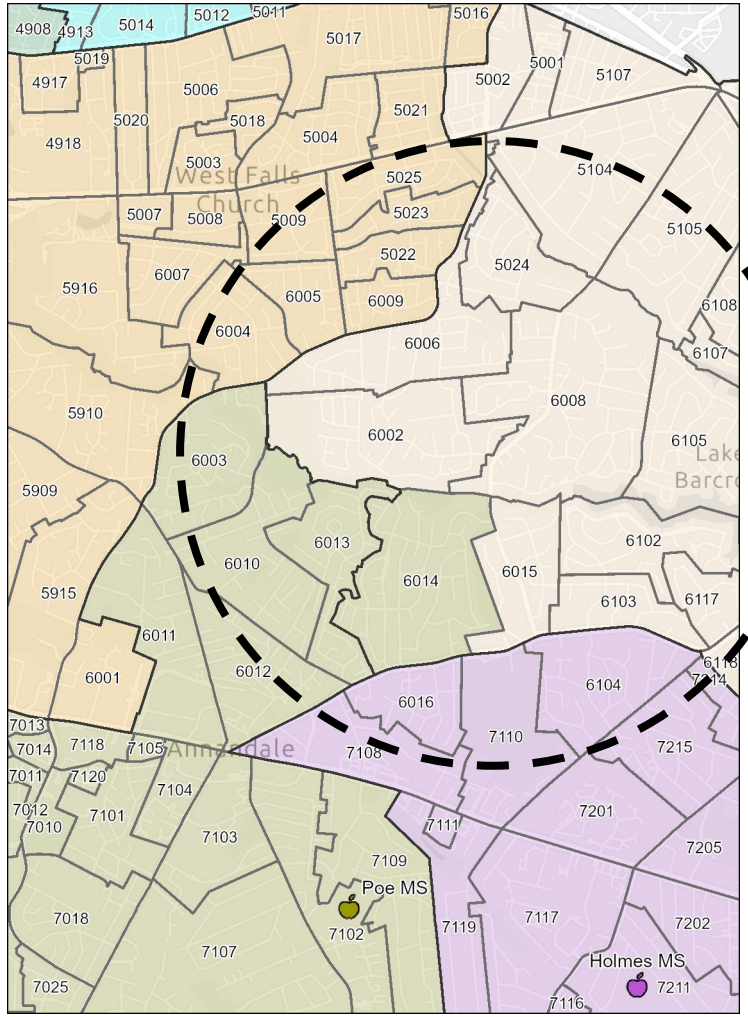

Superintendent Recommendation (Amended)

Changes to the January 8, 2026 presentation are in red.

Region 2/6: Annandale HS, Justice HS, and Falls Church HS - Updated - Recommendation Amended

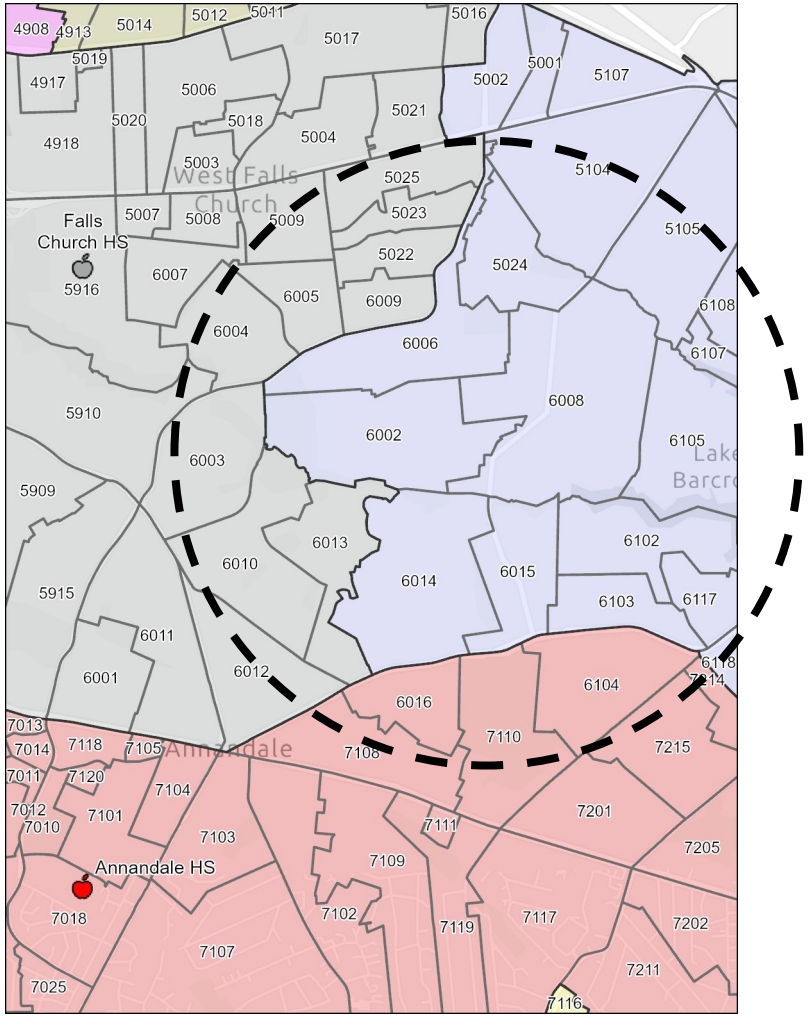

Existing Boundaries

~~**Annandale HS**~~

- ~~Reassigns SPAs 6015, 6103, and 6117 from Justice HS to Annandale HS (60 HS students).~~
- ~~Increases Annandale HS capacity utilization percentage from 86% to 88% (99% to 101% without modulars).~~

Justice HS

- ~~Reassigns SPAs 6015, 6103, and 6117 from Justice HS to Annandale HS (60 HS students).~~
- Reassigns SPAs ~~6002, 6006, and~~ 6014 from Justice HS to Falls Church HS (~~101~~ 46 HS students).
- Decreases Justice HS capacity utilization percentage from 93% to ~~86%~~ 91%.

Falls Church HS

- Reassigns SPAs ~~6002, 6006, and~~ 6014 from Justice HS to Falls Church HS (~~101~~ 46 HS students).
- Eliminates the Mason Crest ES split feeder at the high school level.
- Increases Falls Church HS capacity utilization percentage from ~~114%~~ 112%.

UPDATED

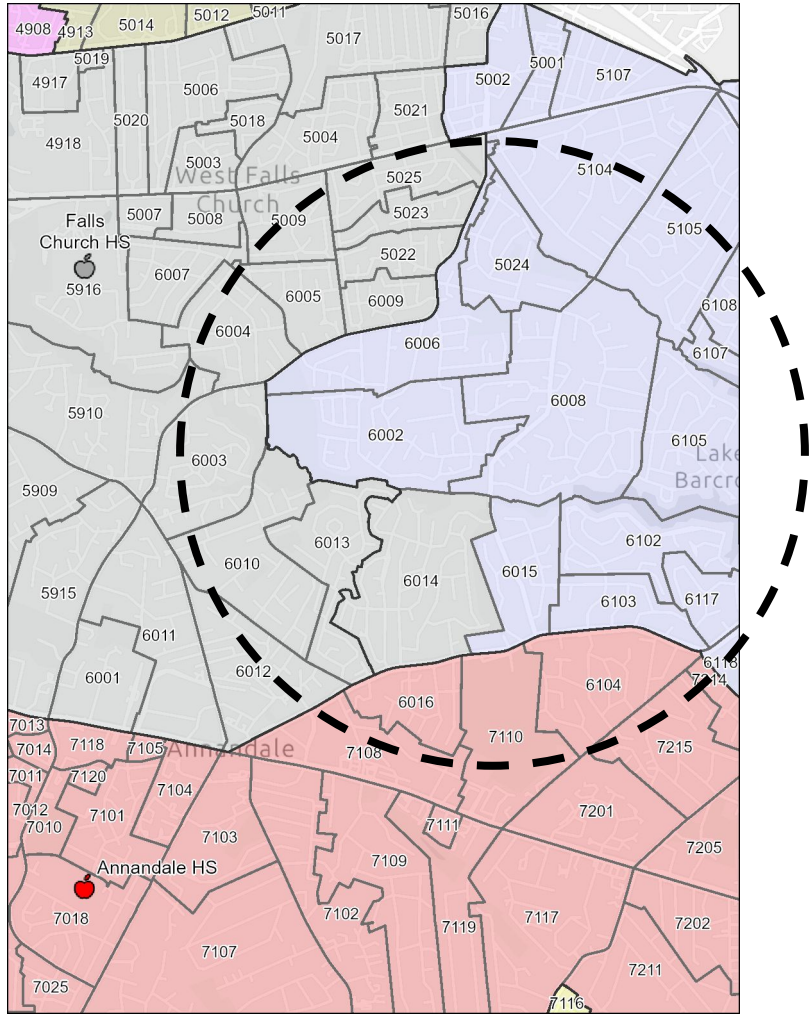

Superintendent Recommendation (Amended)

Changes to the January 8, 2026 presentation are in red.

Region 3: Fort Hunt ES, Mount Vernon Woods ES, Hybla Valley ES, and Groveton ES

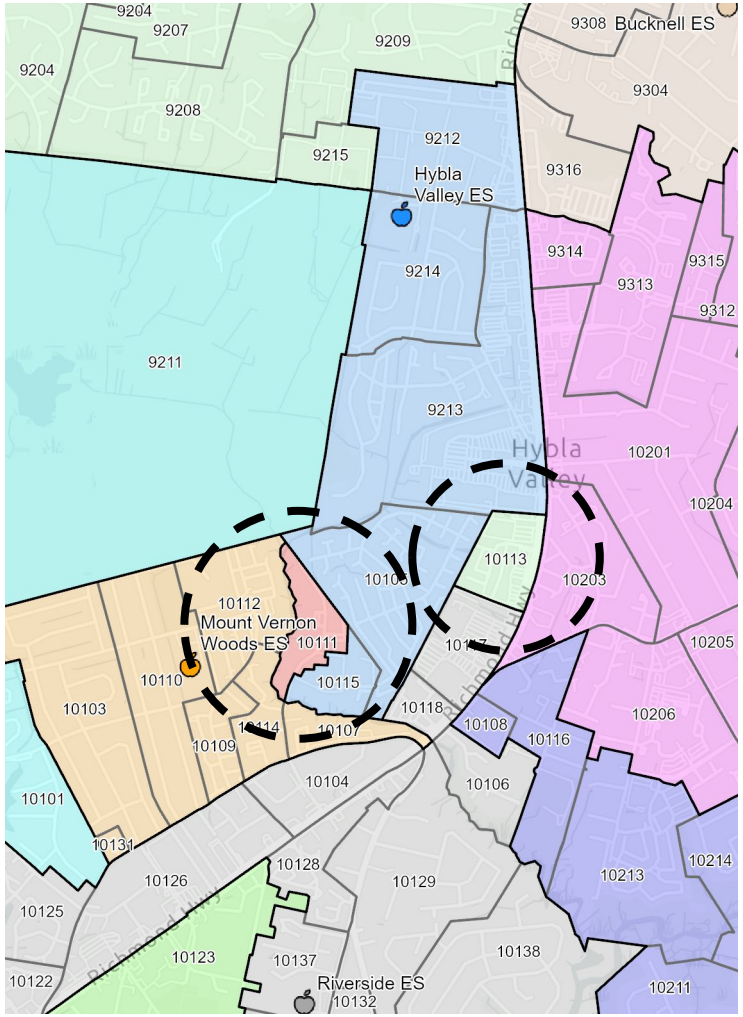

Existing Boundaries

Fort Hunt ES

- Reassigns SPA 10111 from Fort Hunt ES to Mount Vernon Woods ES (107 ES students).
- Eliminates an attendance island at Fort Hunt ES.
- Decreases Fort Hunt ES capacity utilization percentage from 80% to 64%.

Mount Vernon Woods ES

- Reassigns SPA 10111 from Fort Hunt ES to Mount Vernon Woods ES (107 ES students).
- Increases Mount Vernon Woods ES capacity utilization percentage from 80% to 96%.

Hybla Valley ES

- Reassigns SPA 10113 from Groveton ES to Hybla Valley ES (58 ES students).
- Increases Hybla Valley ES capacity utilization percentage from 90% to 96%.

Groveton ES

- Reassigns SPA 10113 from Groveton ES to Hybla Valley ES (58 ES students).
- Eliminates an attendance island at Groveton ES.
- Decreases Groveton ES capacity utilization percentage from 85% to 79% (125% to 115% without modulars).

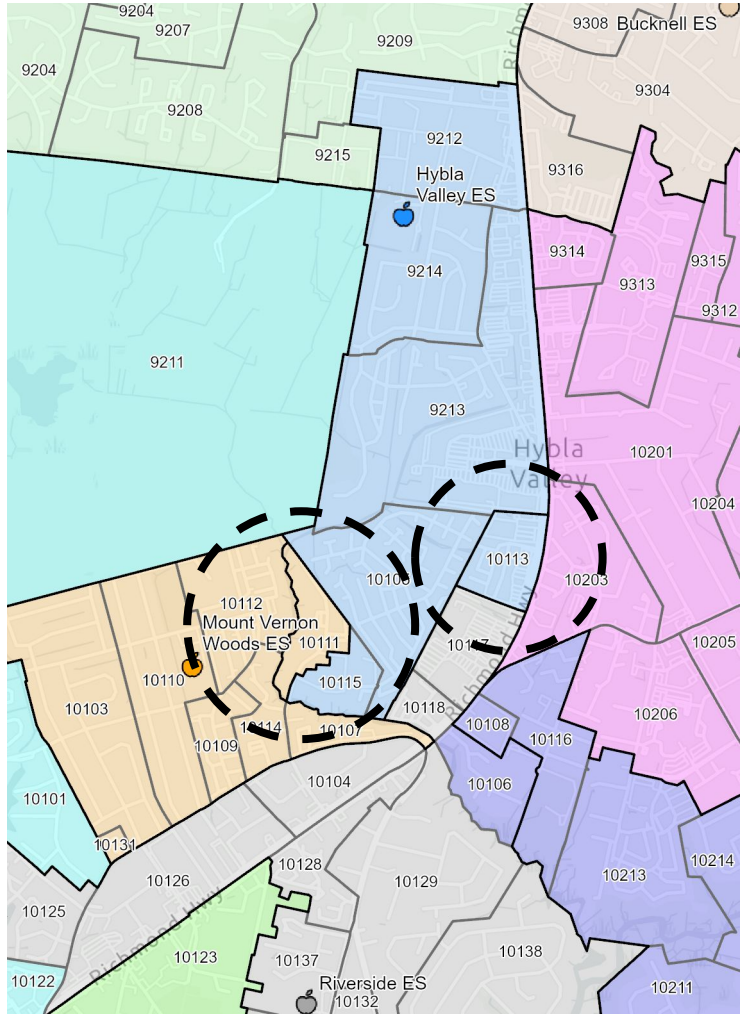

Superintendent Recommendation

Region 3: Sandburg MS and Whitman MS

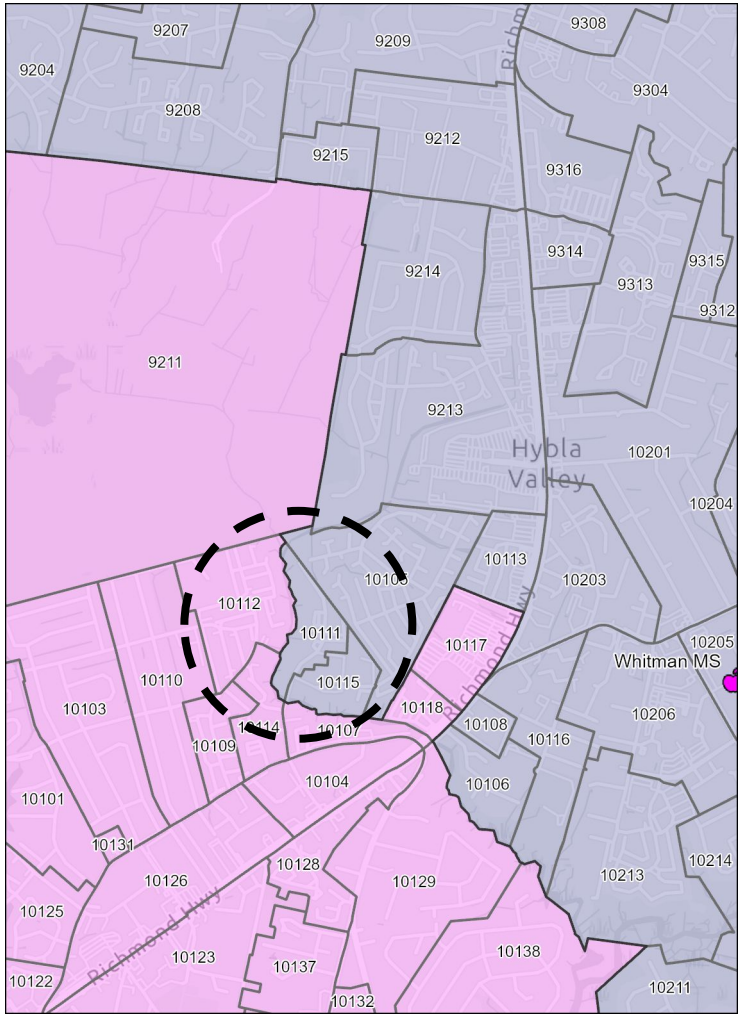

Existing Boundaries

Sandburg MS

- Reassigns SPA 10111 from Sandburg MS to Whitman MS (32 MS students).
- Decreases Sandburg MS capacity utilization percentage from 98% to 96%.

Whitman MS

- Reassigns SPA 10111 from Sandburg MS to Whitman MS (32 MS students).
- Increases Whitman MS capacity utilization percentage from 84% to 87%.

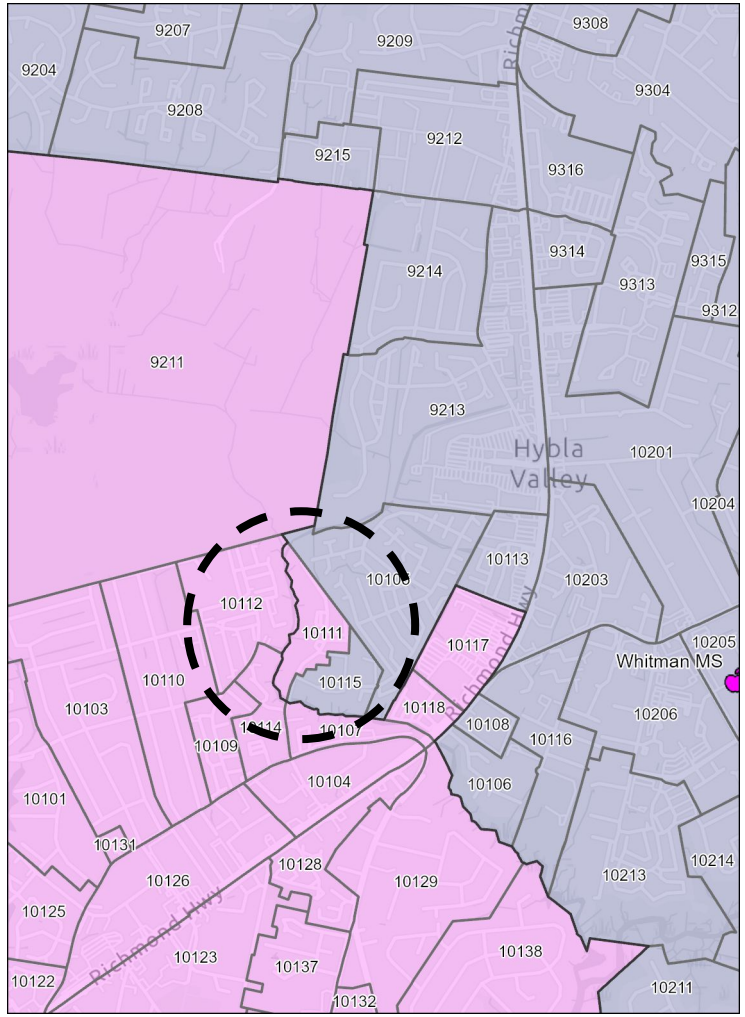

Superintendent Recommendation

Region 3: West Potomac HS and Mount Vernon HS

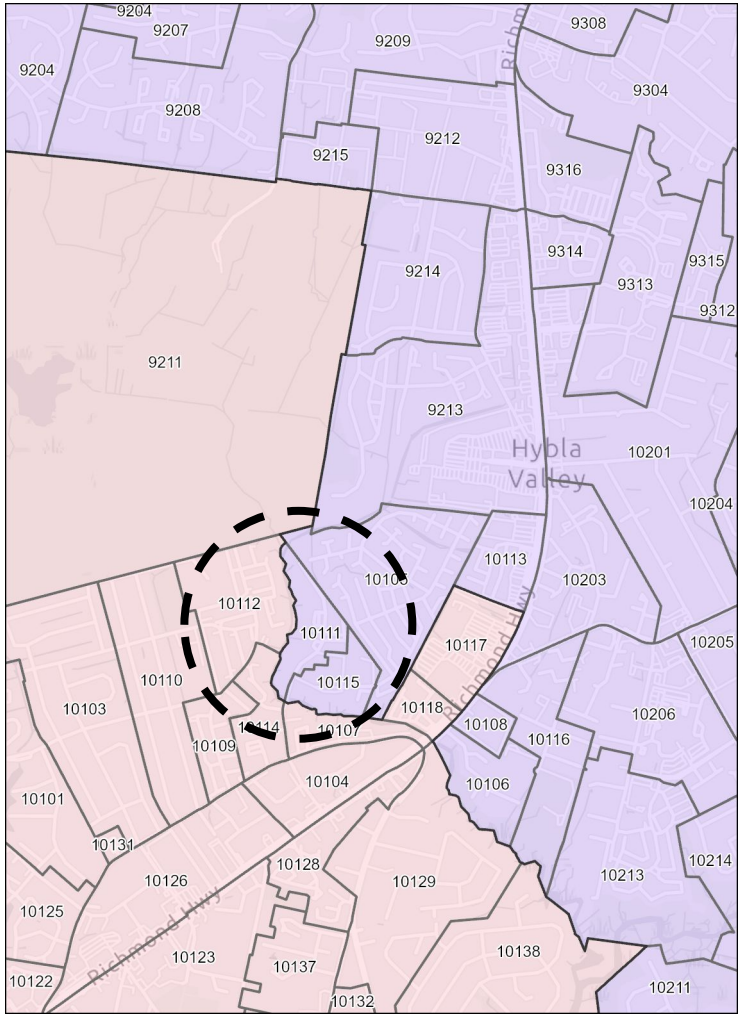

Existing Boundaries

West Potomac HS

- Reassigns SPA 10111 from West Potomac HS to Mount Vernon HS (54 HS students).
- Decreases West Potomac HS capacity utilization percentage from 92% to 90%.

Mount Vernon HS

- Reassigns SPA 10111 from West Potomac HS to Mount Vernon HS (54 HS students).
- Increases Mount Vernon HS capacity utilization percentage from 75% to 77%.

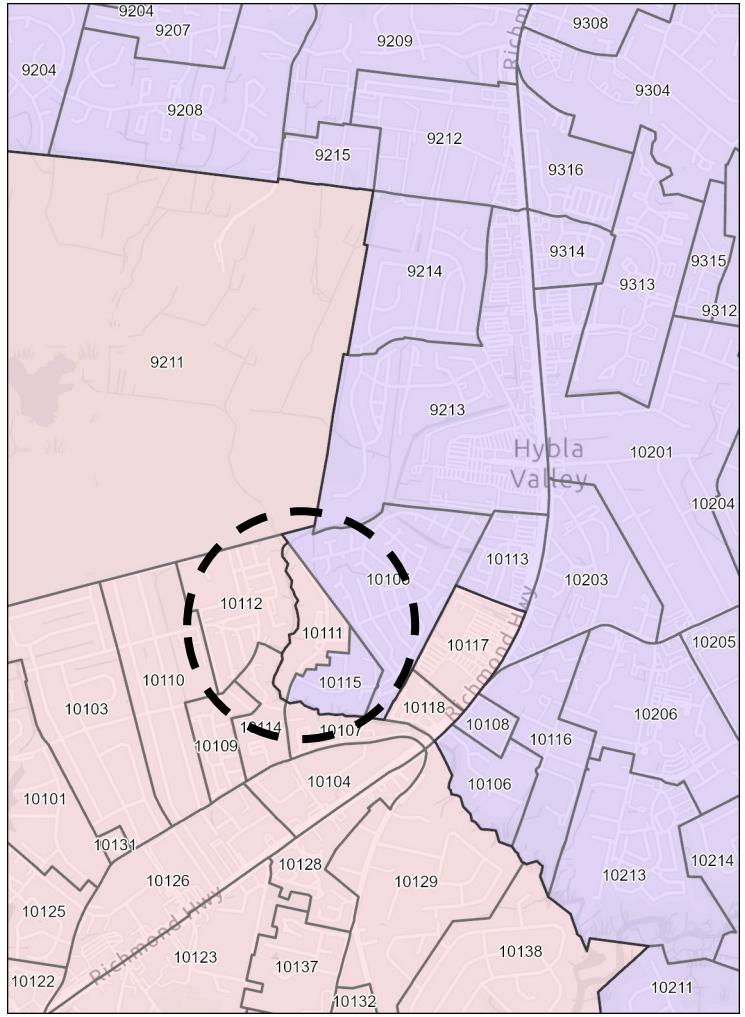

Superintendent Recommendation

Region 3: Hollin Meadows ES and Stratford Landing ES

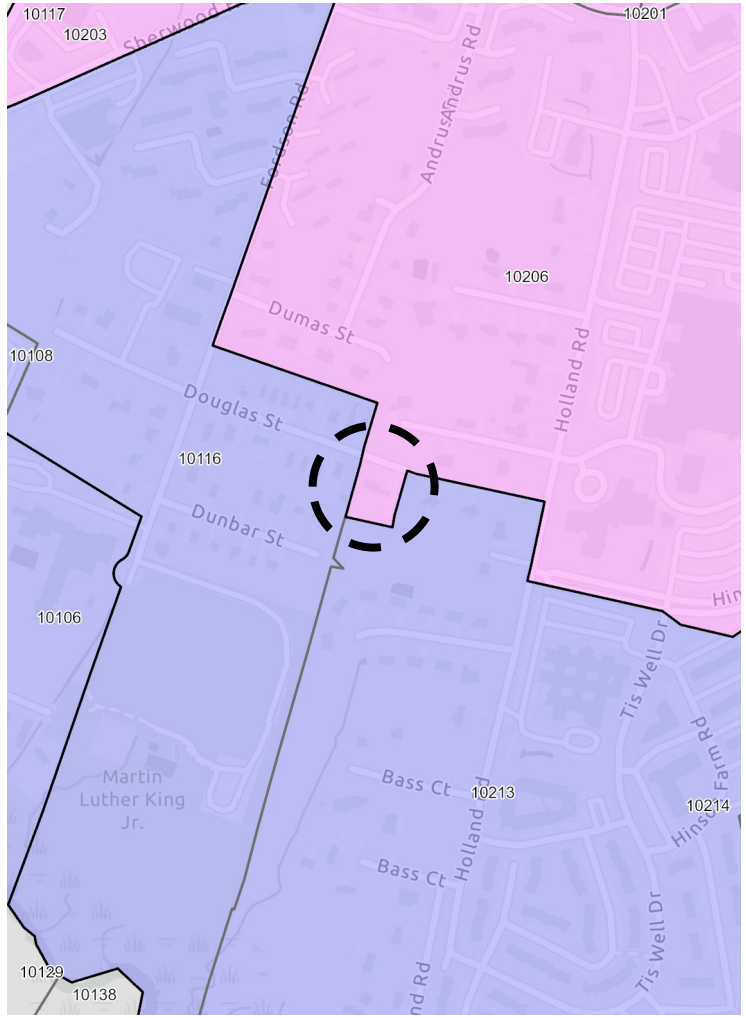

Existing Boundaries

Hollin Meadows ES

- Reassigns SPA 10206 (partial) from Hollin Meadows ES to Stratford Landing ES (0 ES students).
- Hollin Meadows ES capacity utilization percentage remains at 79%.

Stratford Landing ES

- Reassigns SPA 10206 (partial) from Hollin Meadows ES to Stratford Landing ES (0 ES students).
- Stratford Landing ES capacity utilization percentage increases from 79% to 83% due to changes shown for Riverside ES and Stratford Landing ES on a previous slide.

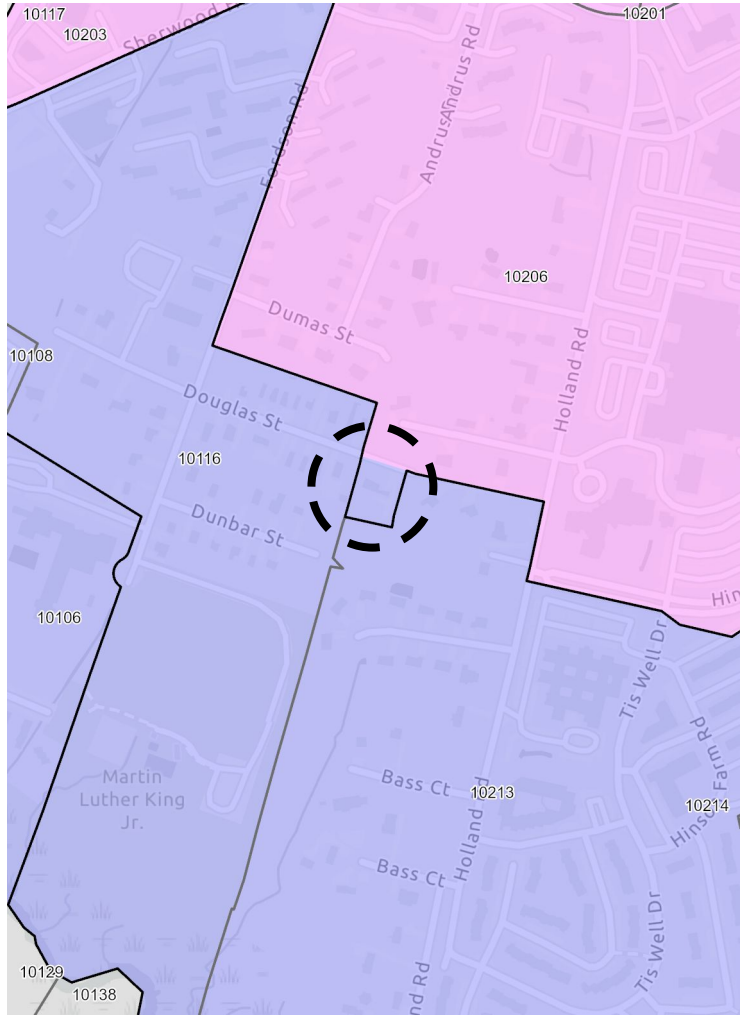

Superintendent Recommendation

Region 5: Franklin MS and Rocky Run MS - Updated - New Recommendation

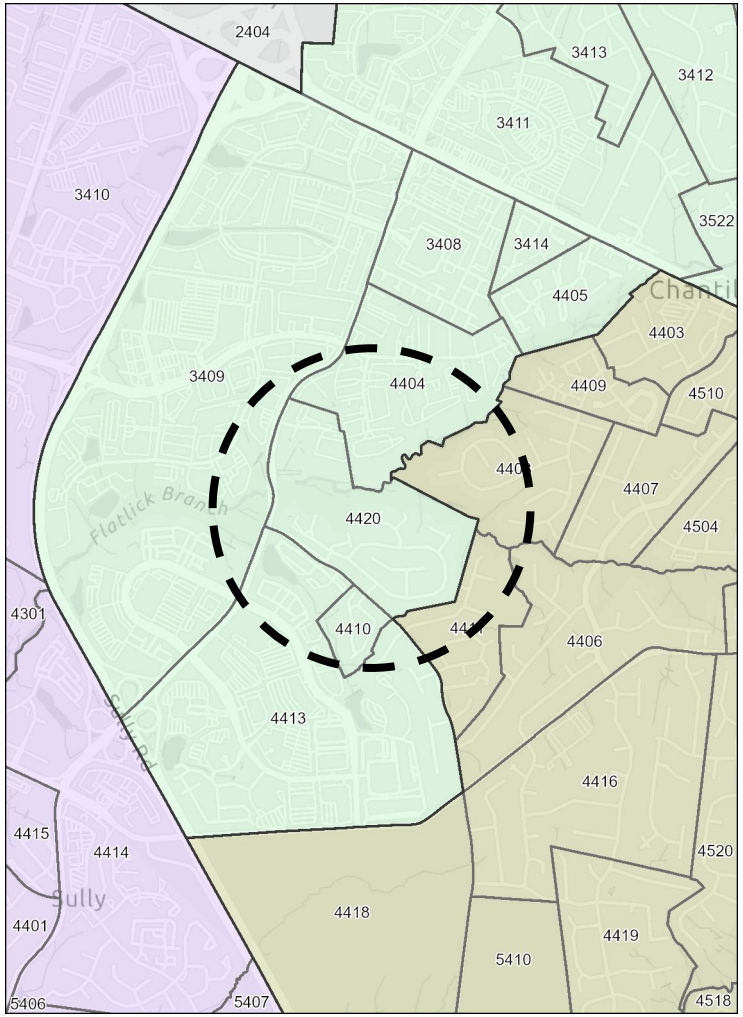

Existing Boundaries

Franklin MS

- Reassigns SPA 4420 from Franklin MS to Rocky Run MS (fewer than 10 MS students).
- Decreases Franklin MS capacity utilization percentage from 95% to 94%.

Rocky Run MS

- Reassigns SPA 4420 from Franklin MS to Rocky Run MS (fewer than 10 MS students).
- Increases Rocky Run MS capacity utilization percentage from 73% to 75% (includes other proposed changes for Rocky Run MS).

UPDATED

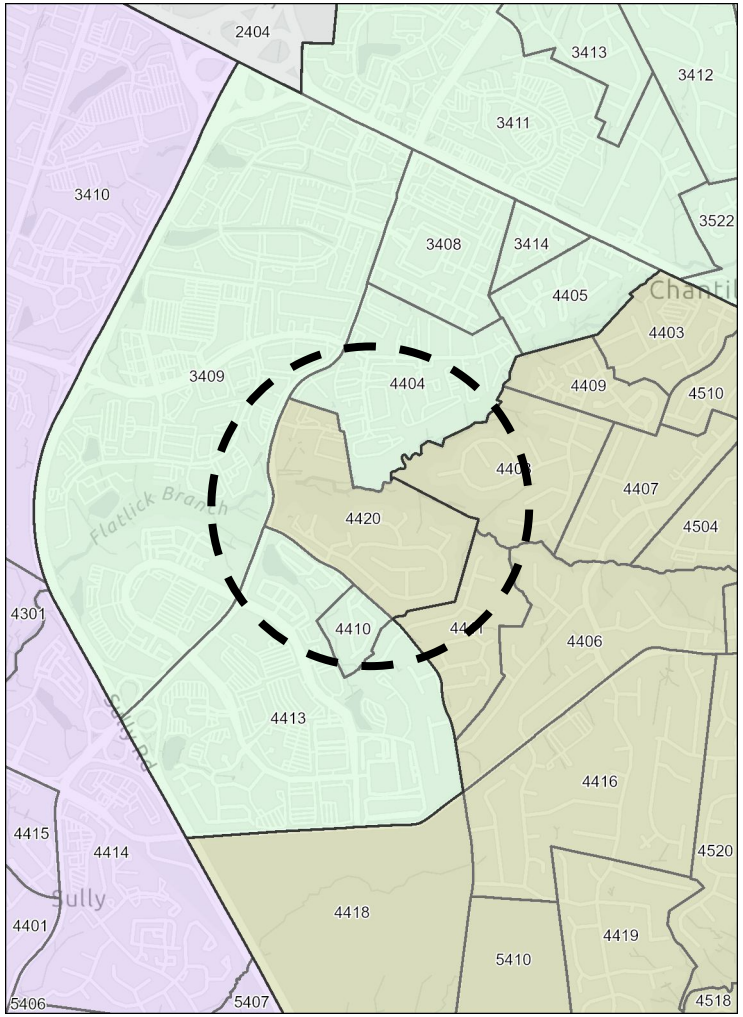

Superintendent Recommendation (New)

Changes to the January 8, 2026 presentation are in red.

Looking Ahead

- **Advanced Academic Program - Middle Schools:** The Superintendent will develop a comprehensive plan for establishing Advanced Academic Program Centers in every middle school in the division.

- **Quarterly Skeleton Committee Meetings:** To maintain momentum and provide ongoing oversight, a streamlined (or “skeleton”) version of the Superintendent’s Boundary Review Advisory Committee will meet quarterly.

Looking Ahead

- **Regular Student Planning Area (SPA) Updates:** SPAs will continue to be updated to reflect shifts in student populations, to inform future boundary studies and both short-term operational decisions and long-range planning.

- **Identifying Flagged Sites for Future Review:** FCPS developed an initial list of “flagged” school sites or areas for closer examination.

Sites for 1 Year Review with Recommendations by January 2027 - Updated

- Gunston, Halley, Laurel Hill, and Lorton Station ES neighborhoods
- Bren Mar Park ES middle and high school feeders
- Greenway Downs, Jefferson Village, City Park Homes, and Kingsley Commons neighborhoods
- Rolling Valley ES middle school and high school feeders (SPA 8922)
- Glasgow MS changes related to the Beech Tree ES and Belvedere ES areas
- Keene Mill ES attendance island and surrounding schools (e.g., Cardinal Forest ES and White Oaks ES)

UPDATED

Changes to the January 8, 2026 presentation are in red.

Flagged Sites for Future Review - Updated

- Briarwood Trace and Briarwood Farms communities
- Tysons Green community
- Bull Run ES boundary
- Riverside ES AAP center potential move to Woodley Hills ES
- Review Lewis High School boundary and other under-capacity schools
- Review West Springfield High School boundary and other over-capacity (105% or more) schools
- Non-residential areas (i.e., Buckman Road and Richmond Highway intersection and Greendale Golf Course and surrounding area)
- Minor school boundary adjustments (e.g., 2817 Douglas Street was addressed in the current Comprehensive Boundary Review)

UPDATED

Changes to the January 8, 2026 presentation are in red.


Fairfax County
PUBLIC SCHOOLS
ENGAGE • INSPIRE • THRIVE®